



# GEMS ARTS AND SCIENCE COLLEGE

**An ISO 9001 : 2015 Certified Institution**

(A unit of Global Education and Management Studies Co-operative Ltd., No. M. 782)

(Affiliated to University of Calicut and UGC Recognized under Section 2 (f) of UGC Act 1956)

**Ramapuram, Kadungapuram P.O, Malappuram Dt., Kerala. Pin - 679321, Ph : 04933-256123, 255700**

[www.gemsasc.ac.in](http://www.gemsasc.ac.in), email: [gemsasc@gmail.com](mailto:gemsasc@gmail.com)

## GENDER AUDIT

### STUDENTS

### DEPARTMENT WISE



## GENDER AUDIT COMMITTEE

SL NO.	NAME OF THE PROGRAM	DATE
<b>CHAIRPERSON</b>	Dr.NAVEEN MOHAN	PRINCIPAL GEMS COLLEGE
<b>CONVENER</b>	Mr. MUHAMMED BINSHAD K	HOD, AND ASSISTANT PROFESSOR, DEPARTMENT OF MULTIMEDIA
<b>MEMBERS</b>	1. Dr. FINOSE A	IQAC COORDINATOR, GEMS COLLEGE
	2. Mis. RANJUSHA VP	NAAC COORDINATOR, GEMS COLLEGE
	3. Mis. RESNA NK	IQAC ASSISTANT COORDINATOR, GEMS COLLEGE
	4. Mis. SHANA PARVEEN	ASSISTANT PROFESSOR, DEPARTMENT OF MICROBIOLOGY
	5. Mis. HARSHA DAS	ASSISTANT PROFESSOR, DEPARTMENT OF GEOLOGY
	6. Mr. MUHAMMED RAMEES P	ASSISTANT PROFESSOR, DEPARTMENT OF COMMERCE
	7. Mis. SREESHMA	ASSISTANT PROFESSOR, DEPARTMENT OF SOCIAL WORK AND SOCIOLOGY
	8. Dr. SANDHYA	ASSISTANT PROFESSOR, DEPARTMENT OF COMPUTER APPLICATION



# GEMS ARTS AND SCIENCE COLLEGE

An ISO 9001 : 2015 Certified Institution

(A Unit of Global Education and Management Studies Co-operative Ltd., No. M. 782)  
(Affiliated to University of Calicut and UGC Recognized under Section 2 (f) of UGC Act 1956)  
Ramapuram, Kadungapuram P.O, Malappuram Dt., Kerala. Pin - 679 321, Ph : 04933-256123, 255700  
[www.gemsasc.ac.in](http://www.gemsasc.ac.in), email: [gemsasc@gmail.com](mailto:gemsasc@gmail.com)

## INTRODUCTION

GEMS Arts and Science College has undertaken a comprehensive gender audit from 2018 to 2023, examining the dynamics among students, teachers, non-teaching staff, and security and housekeeping personnel. This audit, with a total student population of 8884, reveals a gender distribution of 5160 male students and 3724 female students. Semester-wise and department-wise classifications provide a detailed understanding of gender variations within the student body.

In the teaching staff category, consisting of 435 individuals, the audit highlights 196 male and 239 female staff members. This breakdown underscores the importance of assessing gender balance within academic leadership and pedagogical roles, contributing to a nuanced understanding of faculty diversity.

Non-teaching staff, totalling 115 individuals, showed a gender distribution of 38 males and 77 females. This sector plays a vital role in the college's daily operations, and understanding the gender dynamics within this group is crucial for cultivating an inclusive and equitable work environment.

Security and housekeeping staff, comprising 124 individuals, demonstrated a gender distribution of 47 males and 77 females. This aspect of the audit emphasizes the need for gender awareness in roles beyond academia, acknowledging the significance of equity in all facets of institutional support.



Dr. NAVEEN MOHAN  
PRINCIPAL  
GEMS ARTS AND SCIENCE COLLEGE  
KADUNGAPURAM (PO), RAMAPURAM  
MALAPPURAM DT., KERALA-679 321



# GEMS ARTS AND SCIENCE COLLEGE

An ISO 9001 : 2015 Certified Institution

(A Unit of Global Education and Management Studies Co-operative Ltd., No. M. 782)

(Affiliated to University of Calicut and UGC Recognized under Section 2 (f) of UGC Act 1956)

Ramapuram, Kadungapuram P.O, Malappuram Dt., Kerala. Pin - 679 321, Ph : 04933-256123, 255700

[www.gemsasc.ac.in](http://www.gemsasc.ac.in), email: [gemsasc@gmail.com](mailto:gemsasc@gmail.com)


---

The gender audit at GEMS Arts and Science College signifies a commitment to promoting gender equity and inclusivity across the institution. By examining gender variations within different staff categories and departments, the college aims to identify strengths, challenges, and implement targeted initiatives to create a more gender-sensitive educational environment.

This audit is not a mere statistical exercise; it represents an acknowledgment of diverse experiences and a commitment to fostering a culture that values the unique attributes of each gender. GEMS Arts and Science College seeks to create an atmosphere conducive to personal and professional growth for all, recognizing that gender dynamics are multifaceted and interconnected with various aspects of campus life.

In the subsequent sections of this report, a detailed exploration of the findings will delve into trends and patterns within each category of students and staff. The college aims to derive actionable insights that will inform future policies, initiatives, and practices, contributing to a more equitable and inclusive educational landscape at GEMS Arts and Science College. This commitment to transparency, accountability, and continuous improvement underscores the college's dedication to fostering a gender-inclusive environment.

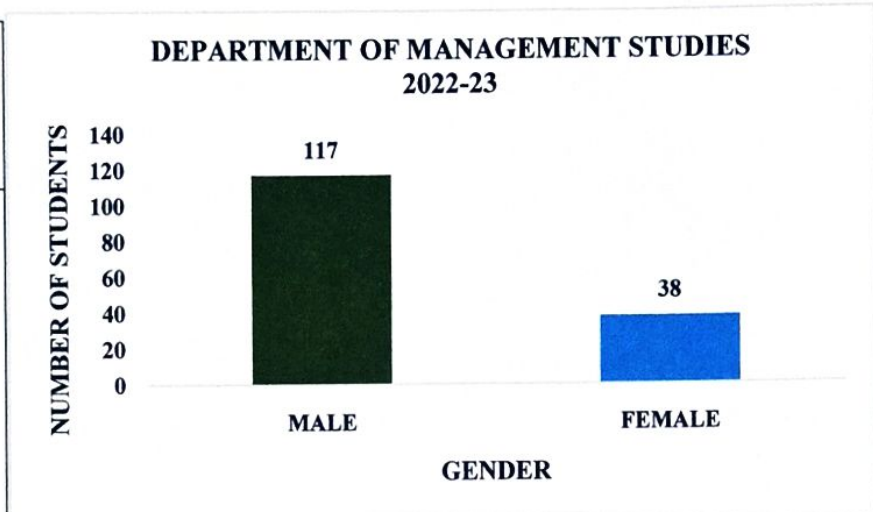


  
Dr. NAVEEN MOHAN  
PRINCIPAL  
GEMS ARTS AND SCIENCE COLLEGE  
KADUNGAPURAM (PO), RAMAPURAM  
MALAPPURAM DT., KERALA-679 321

## GENDER AUDIT DATA ANALYSIS 2022-23

### DEPARTMENT OF MANAGEMENT STUDIES

GENDER	NUMBER OF STUDENTS	TOTAL
MALE	117	155
FEMALE	38	



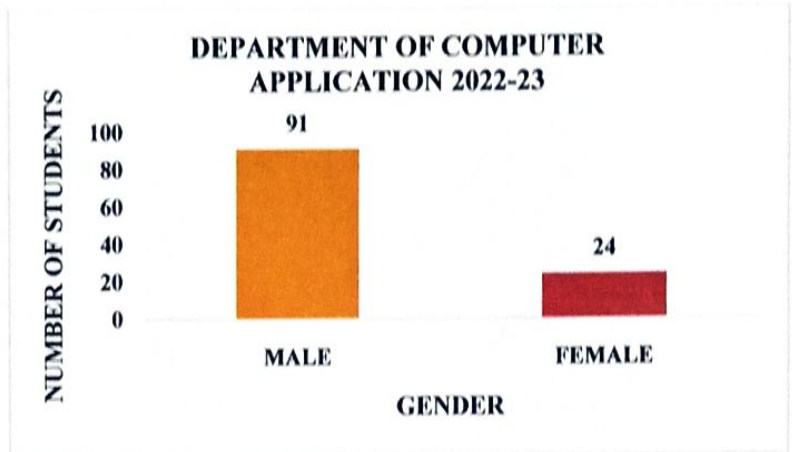
The aforementioned graph provides an overview of the gender audit data analysis for the 2022–2023 year. The total number of students, broken down by gender, in the Department of Management Studies is displayed here. It is clear from this that one hundred and fifty-five students, of whom one hundred and seventeen were boys and thirty-eight were girls, enrolled in this course in 2022–2023. Here, majority of the students are boys.



**Dr. NAYEEN MOHAN**  
PRINCIPAL  
GEMS ARTS AND SCIENCE COLLEGE  
KADUNGAPURAM (PO), RAMAPURAM  
MALAPPURAM DT., KERALA-679 321


**GENDER AUDIT DATA ANALYSIS 2022-23**  
**DEPARTMENT OF COMPUTER APPLICATION**

GENDER	NUMBER OF STUDENTS	TOTAL
MALE	91	115
FEMALE	24	



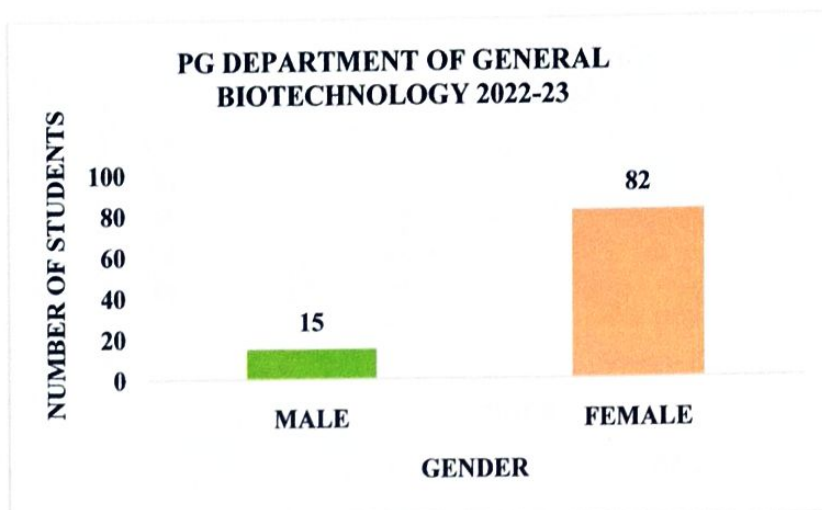
This is the Department of Computer Application's gender audit data analysis for the year 2022–2023. Out of the entire one hundred and fifteen students, ninety-one are male and twenty-four are female.



  
**Dr. NAVEEN MOHAN**  
PRINCIPAL  
GEMS ARTS AND SCIENCE COLLEGE  
KADUNGAPURAM (PO), RAMAPURAM  
MALAPPURAM DT., KERALA-679 321


**GENDER AUDIT DATA ANALYSIS 2022-23**  
**PG DEPARTMENT OF GENERAL BIOTECHNOLOGY**

GENDER	NUMBER OF STUDENTS	TOTAL
MALE	15	97
FEMALE	82	



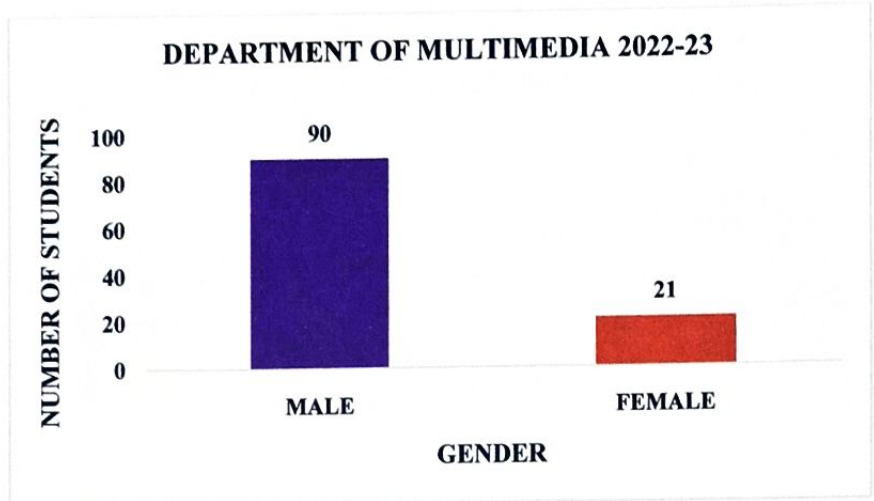
The graphical representation of the gender audit analysis for the 2022–23 year is shown above. There are eighty-two girls and fifteen boys among the ninety-seven students in the PG Department of General Biotechnology. The same is indicated by the two bars, where the second bar's length indicates that the majority of the students are female.



  
**Dr. NAVEEN MOHAN**  
PRINCIPAL  
GEMS ARTS AND SCIENCE COLLEGE  
KADUNGAPURAM (PO), RAMAPURAM  
MALAPPURAM DT., KERALA-670 321


**GENDER AUDIT DATA ANALYSIS 2022-23**  
**DEPARTMENT OF MULTIMEDIA**

GENDER	NUMBER OF STUDENTS	TOTAL
MALE	90	111
FEMALE	21	



The number of students enrolled in the Department of Multimedia for the academic year 2022–2023 is shown above. There are one hundred and eleven pupils in the department, ninety of them are boys and twenty-one are girls. It is evident from the gender audit data analysis that boys are high in number.

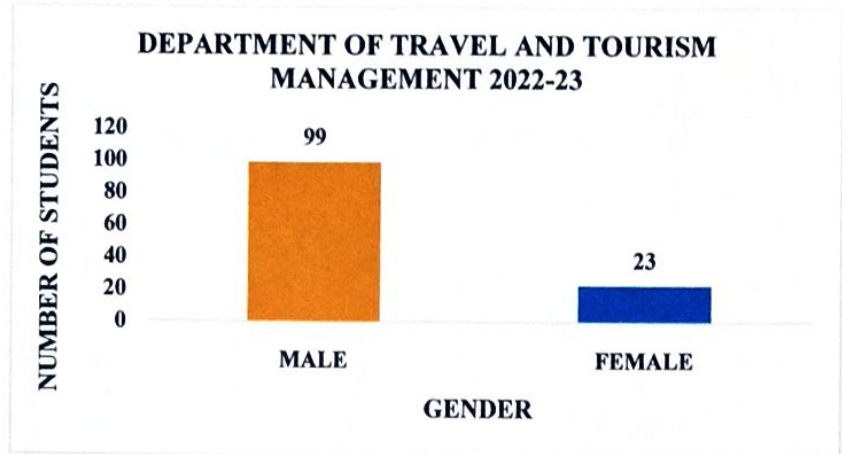


  
**Dr. NAVEEN MOHAN**  
 PRINCIPAL  
 GEMS ARTS AND SCIENCE COLLEGE  
 KADUNGAPURAM (PO), RAMAPURAM  
 MALAPPURAM DT., KERALA-679 321



**GENDER AUDIT DATA ANALYSIS 2022-23**  
**DEPARTMENT OF TRAVEL AND TOURISM MANAGEMENT**

GENDER	NUMBER OF STUDENTS	TOTAL
MALE	99	122
FEMALE	23	



The gender audit data analysis for 2022–2023 is displayed in the graph above. The Department of Travel and Tourism Management is home to many students. There are ninety-nine males and twenty-three females, totaling one hundred and twenty-two.

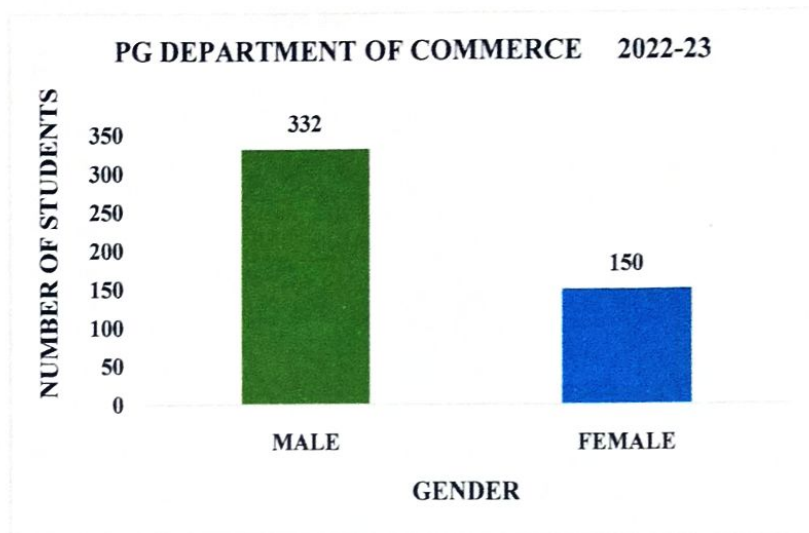


**Dr. NAVEEN MOHAN**  
PRINCIPAL  
GEMS ARTS AND SCIENCE COLLEGE  
KADUNGAPURAM (PO), RAMAPURAM  
MALAPPURAM DT., KERALA-679 321

## GENDER AUDIT DATA ANALYSIS 2022-23


### PG DEPARTMENT OF COMMERCE

GENDER	NUMBER OF STUDENTS	TOTAL
MALE	332	482
FEMALE	150	



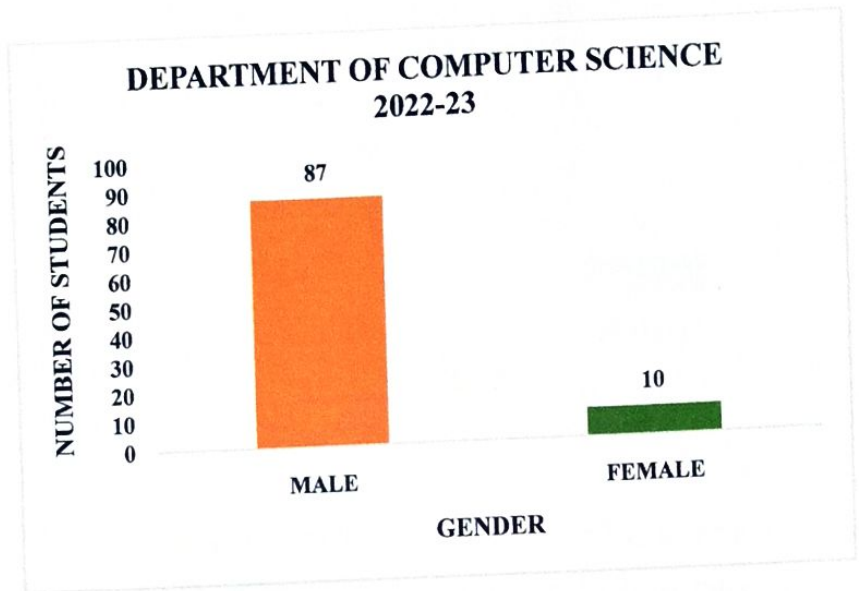
The Gender Audit data from the PG Department of Commerce for the academic year 2022–2023 is represented graphically above. It is evident that a total of four hundred and eighty-two students enrolled, comprising three hundred and thirty-two boys and one hundred and fifty girls. Boys are typically found in large numbers in Commerce Department.



  
**Dr. NAVEEN MOHAN**  
PRINCIPAL  
GEMS ARTS AND SCIENCE COLLEGE  
KADUNGAPURAM (PO), RAMAPURAM  
MALAPPURAM DT., KERALA-679 321

**GENDER AUDIT DATA ANALYSIS 2022-23**  
**DEPARTMENT OF COMPUTER SCIENCE**

GENDER	NUMBER OF STUDENTS	TOTAL
MALE	87	97
FEMALE	10	



This represents all of the students, as one length corresponds to Ninety Seven students. Male and female students are represented by two separate portions of the bar. There were more male students in the department, as seen by the lengthier portion dedicated to male students. A smaller part represented the ten female students. A brief summary of the gender distribution in the computer science department for the 2022–2023 academic year is given via this graphic aid. It's evident that there were far fewer female students than male students.

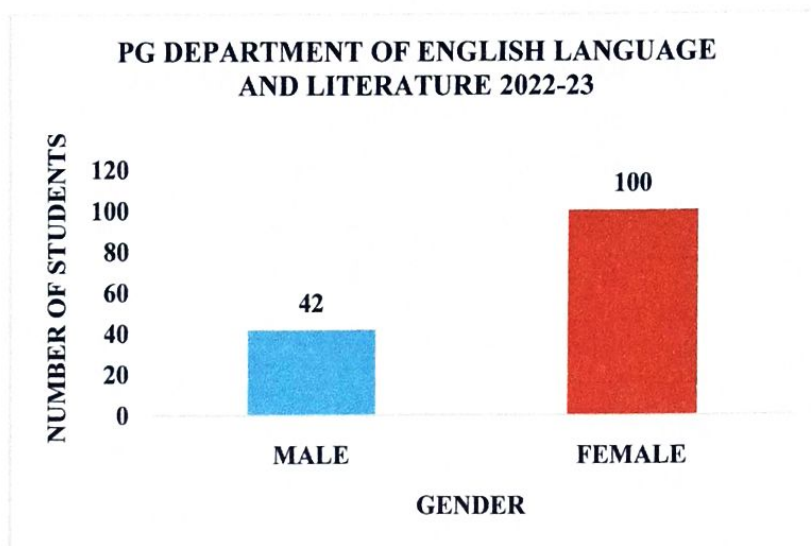


  
**Dr. NAVEEN MOHAN**  
 PRINCIPAL  
 GEMS ARTS AND SCIENCE COLLEGE  
 KADUNGAPURAM (PO), RAMAPURAM  
 MALAPPURAM DT., KERALA-679 321

## GENDER AUDIT DATA ANALYSIS 2022-23

### PG DEPARTMENT OF ENGLISH LANGUAGE AND LITERATURE

GENDER	NUMBER OF STUDENTS	TOTAL
MALE	42	142
FEMALE	100	



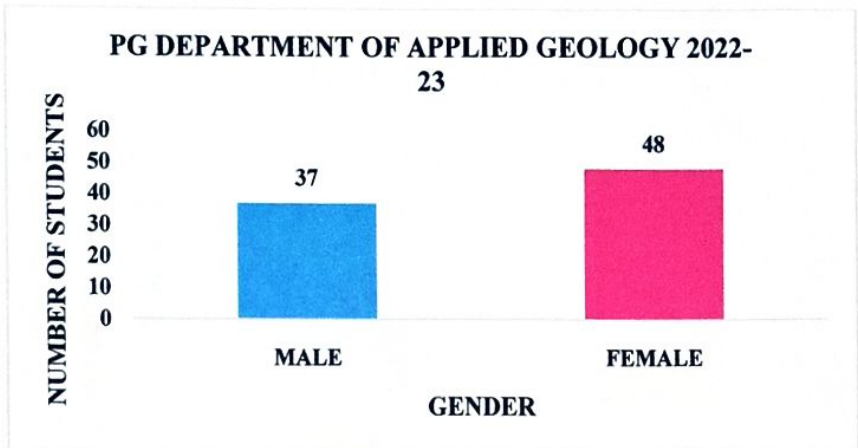
This figure uses two separate bars to illustrate the gender audit data analysis for the academic year 2022–2023. One has to do with students who are male, while the other is with students who are female. This clearly shows that there are a lot of female students. There are hundred female students and forty-two male students. One hundred and forty-two students were enrolled in the Post Graduate English Language and Literature Department for the 2022–2023 academic year.



**Dr. NAVEEN MOHAN**  
PRINCIPAL  
GEMS ARTS AND SCIENCE COLLEGE  
KADUNGAPURAM (PO), RAMAPURAM  
MALAPPURAM DT., KERALA-679 321

**GENDER AUDIT DATA ANALYSIS 2022-23**  
**PG DEPARTMENT OF APPLIED GEOLOGY**

GENDER	NUMBER OF STUDENTS	TOTAL
MALE	37	85
FEMALE	48	



The gender audit analysis for 2022–2023 is displayed in the statistics above. There are eighty-five students in the PG Department of Applied Geology. Two bars—one designated for boys and the other for girls—are offered with the same. There are thirty-seven boys and forty-eight girls. It is clear that there are a lot of male students.

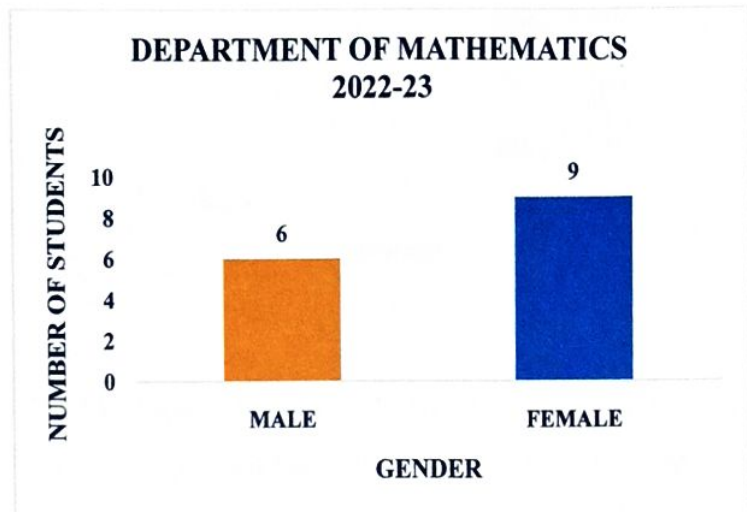


  
**Dr. NAVEEN MOHAN**  
 PRINCIPAL  
 GEMS ARTS AND SCIENCE COLLEGE  
 KADUNGAPURAM (PO), RAMAPURAM  
 MALAPPURAM DT., KERALA-679 321

## GENDER AUDIT DATA ANALYSIS 2022-23


### DEPARTMENT OF MATHEMATICS

GENDER	NUMBER OF STUDENTS	TOTAL
MALE	6	15
FEMALE	9	



Here are two bars that represent the math students in the 2022–2023 cohorts: one for boys and one for girls. The mathematics department has fifteen enrolled students, six of whom are boys and nine of whom are female.

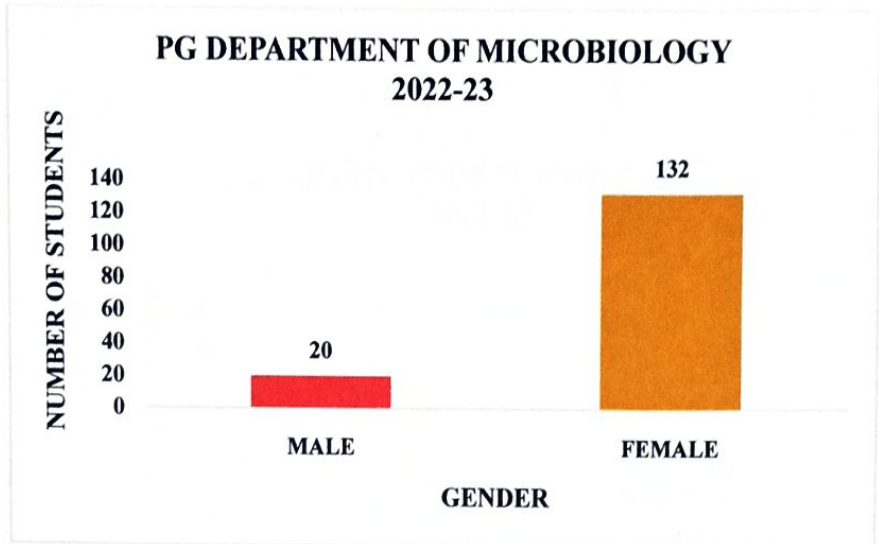


  
**Dr. NAVEEN MOHAN**  
PRINCIPAL  
GEMS ARTS AND SCIENCE COLLEGE  
KADUNGAPURAM (PO), RAMAPURAM  
MALAPPURAM DT., KERALA-679 321

## GENDER AUDIT DATA ANALYSIS 2022-23

### PG DEPARTMENT OF MICROBIOLOGY

GENDER	NUMBER OF STUDENTS	TOTAL
MALE	20	152
FEMALE	132	



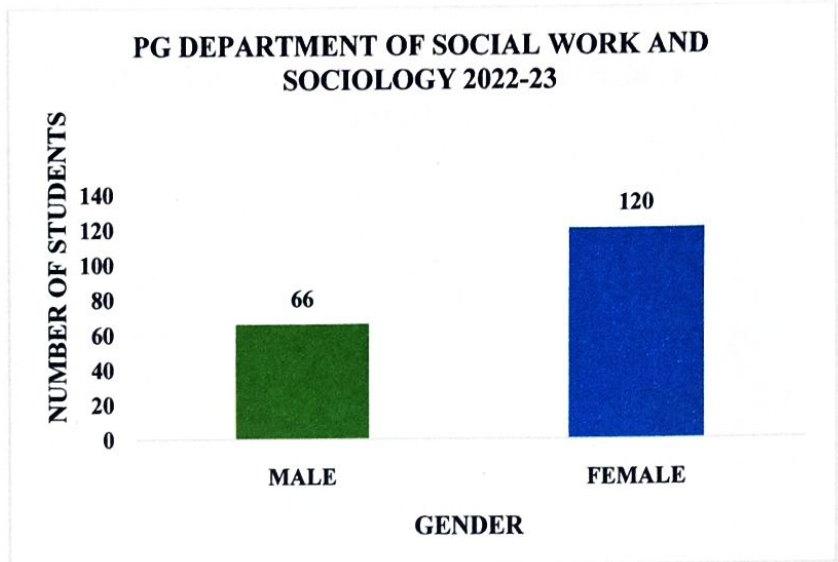
There are one hundred and fifty-two students in the Department of Microbiology; twenty of them are boys and one hundred and thirty-two are girls. It is evident from this that girls make up the majority of the students.



**Dr. NAVEEN MOHAN**  
PRINCIPAL  
GEMS ARTS AND SCIENCE COLLEGE  
KADUNGAPURAM (PO), RAMAPURAM  
MALAPPURAM DT., KERALA-679 321


**GENDER AUDIT DATA ANALYSIS 2022-23**  
**PG DEPARTMENT OF SOCIAL WORK AND SOCIOLOGY**

GENDER	NUMBER OF STUDENTS	TOTAL
MALE	66	186
FEMALE	120	



There are one hundred and eighty-six students enrolled in the PG Department of Social Work and Sociology, of which sixty-six are male and one hundred and twenty are female. This demonstrates unequivocally how many female students there are.

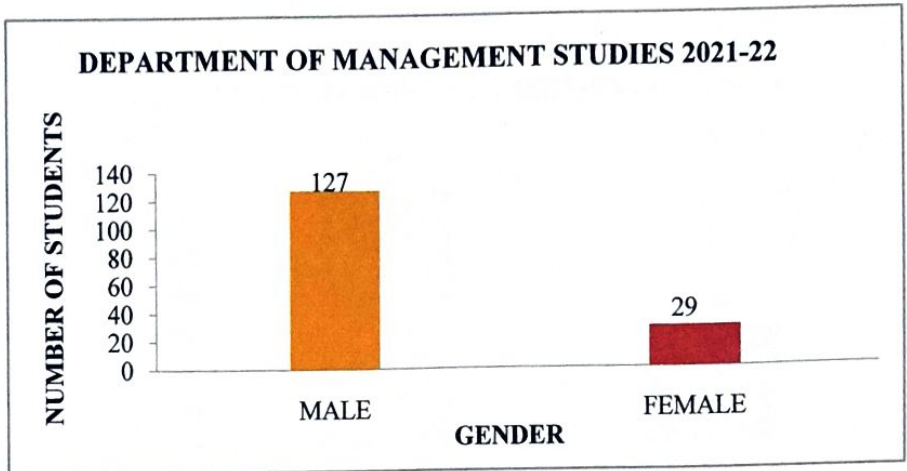


  
**Dr. NAVEEN MOHAN**  
 PRINCIPAL  
 GEMS ARTS AND SCIENCE COLLEGE  
 KADUNGAPURAM (PO), RAMAPURAM  
 MALAPPURAM DT., KERALA-679 321



**GENDER AUDIT DATA ANALYSIS 2021-22**  
**DEPARTMENT OF MANAGEMENT STUDIES**

GENDER	NUMBER OF STUDENTS	TOTAL
MALE	127	156
FEMALE	29	



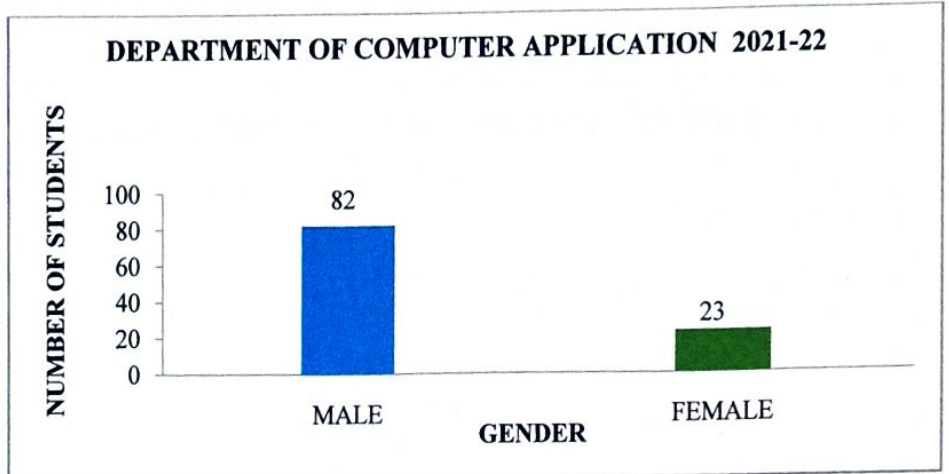
The aforementioned graph provides an overview of the gender audit data analysis for the 2021–2022 year. The total number of students, broken down by gender, in the Department of Management Studies is displayed here. It is clear from this that one hundred and fifty-six students, of whom one hundred and twenty-seven were boys and twenty-nine were girls, enrolled in this course in 2021–2022. Here, majority of the students are boys.



  
**Dr. NAVEEN MOHAN**  
 PRINCIPAL  
 GEMS ARTS AND SCIENCE COLLEGE  
 KADUNGAPURAM (PO), RAMAPURAM  
 MALAPPURAM DT., KERALA-679 321

**GENDER AUDIT DATA ANALYSIS 2021-22**  
**DEPARTMENT OF COMPUTER APPLICATION**

GENDER	NUMBER OF STUDENTS	TOTAL
MALE	82	105
FEMALE	23	



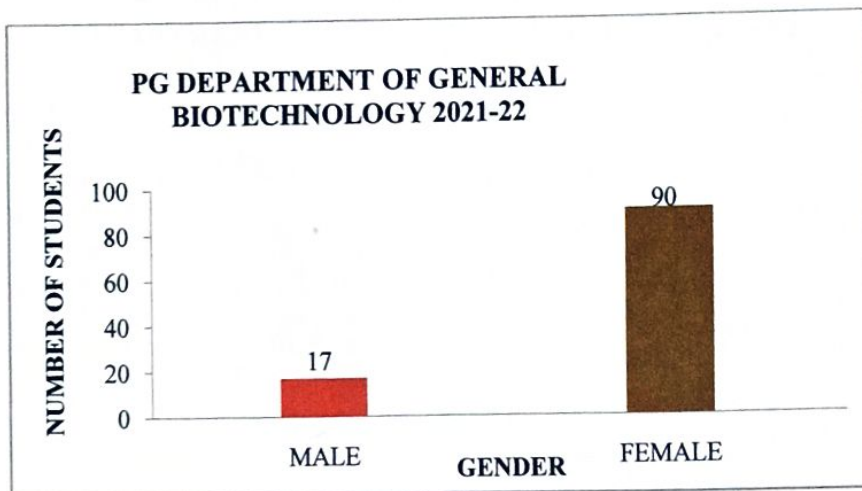
This is the Department of Computer Application's gender audit data analysis for the year 2021–2022. Out of the entire one hundred and five students, eighty-two are male and twenty-three are female.



  
**Dr. NAVEEN MOHAN**  
 PRINCIPAL  
 GEMS ARTS AND SCIENCE COLLEGE  
 KADUNGAPURAM (PO), RAMAPURAM  
 MALAPPURAM DT., KERALA-679 321


**GENDER AUDIT DATA ANALYSIS 2021-22**  
**PG DEPARTMENT OF GENERAL BIOTECHNOLOGY**

GENDER	NUMBER OF STUDENTS	TOTAL
MALE	17	107
FEMALE	90	



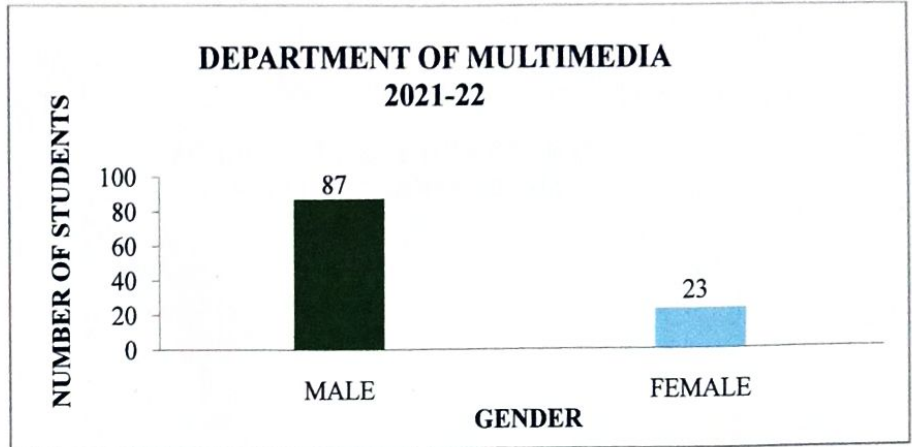
The graphical representation of the gender audit analysis for the 2021–22 year is shown above. There are ninety girls and seventeen boys among the one hundred and seven students in the PG Department of General Biotechnology. The same is indicated by the two bars, where the second bar's length indicates that the majority of the pupils are female.



  
**Dr. NAVEEN MOHAN**  
 PRINCIPAL  
 GEMS ARTS AND SCIENCE COLLEGE  
 KADUNGAPURAM (PO), RAMAPURAM  
 MALAPPURAM DT., KERALA-679 321

**GENDER AUDIT DATA ANALYSIS 2021-22**  
**DEPARTMENT OF MULTIMEDIA**

GENDER	NUMBER OF STUDENTS	TOTAL
MALE	87	110
FEMALE	23	



The number of students enrolled in the Department of Multimedia for the academic year 2021–2022 is shown above. There are one hundred and ten students in the department, eighty-seven of them are boys and twenty-three are girls. It is evident from the gender audit data analysis that boys are high in number.

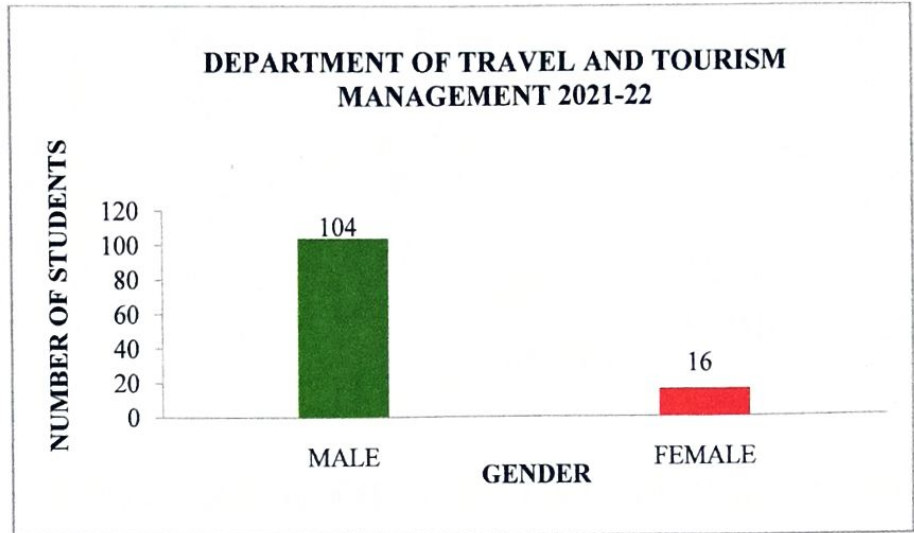
*Dr. NAVEEN MOHAN*  
PRINCIPAL  
GEMS ARTS AND SCIENCE COLLEGE  
KADUNGAPURAM (PO), RAMAPURAM  
MALAPPURAM DT., KERALA-679 321



## GENDER AUDIT DATA ANALYSIS 2021-22

### DEPARTMENT OF TRAVEL AND TOURISM MANAGEMENT

GENDER	NUMBER OF STUDENTS	TOTAL
MALE	104	120
FEMALE	16	



The Gender Audit data analysis for 2021–2022 is displayed in the graph above. The Department of Travel and Tourism Management 120 total number of students. There are one hundred and four males and sixteen females, totaling one hundred and twenty

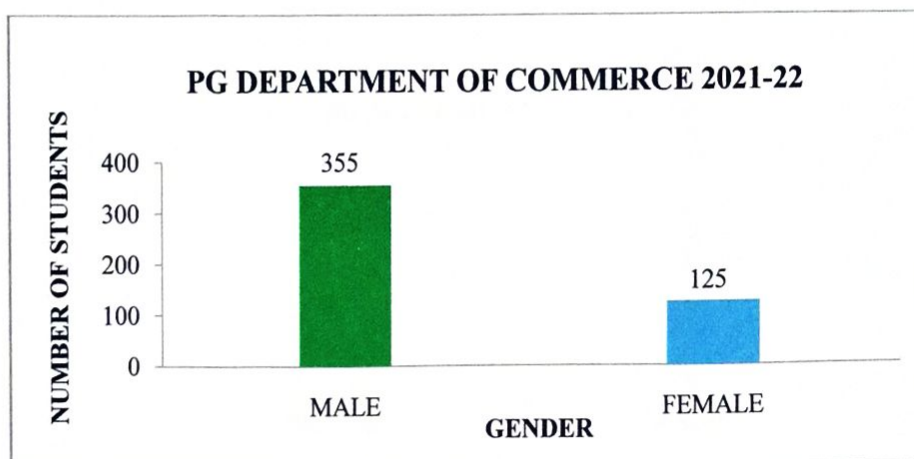
**Dr. NAVEEN MOHAN**  
PRINCIPAL  
GEMS ARTS AND SCIENCE COLLEGE  
KADUNGAPURAM (PO), RAMAPURAM  
MALAPPURAM DT., KERALA-679 321




## GENDER AUDIT DATA ANALYSIS 2021-22

### PG DEPARTMENT OF COMMERCE

GENDER	NUMBER OF STUDENTS	TOTAL
MALE	355	480
FEMALE	125	



The gender audit data from the PG Department of Commerce for the academic year 2021–2022 is represented graphically above. It is evident that a total of four hundred and eighty students enrolled, comprising three hundred and fifty five boys and one hundred and twenty-five girls. Boys are typically found in large numbers in Commerce Department.

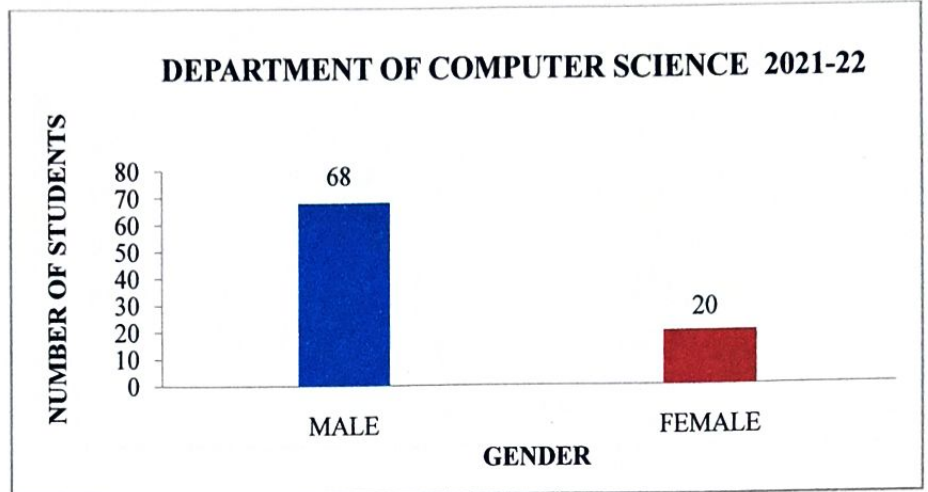
  
**Dr. NAVEEN MOHAN**  
PRINCIPAL  
GEMS ARTS AND SCIENCE COLLEGE  
KADUNGAPURAM (PO), RAMAPURAM  
MALAPPURAM DT., KERALA-679 321



## GENDER AUDIT DATA ANALYSIS 2021-22


### DEPARTMENT OF COMPUTER SCIENCE

GENDER	NUMBER OF STUDENTS	TOTAL
MALE	68	88
FEMALE	20	



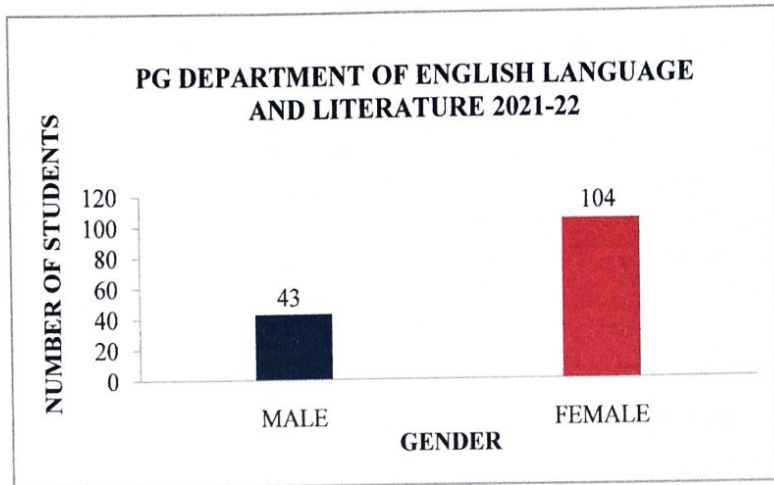
This represents all of the students, as one length corresponds to 88 students. Male and female students are represented by two separate portions of the bar. There were more male students in the department, as seen by the lengthier portion dedicated to male students. A smaller part represented the twenty female students. A brief summary of the gender distribution in the computer science department for the 2021–2022 academic year is given via this graphic aid. It's evident that there were far fewer female students than male students, with the bulk of students being male.



  
**Dr. NAVEEN MOHAN**  
PRINCIPAL  
GEMS ARTS AND SCIENCE COLLEGE  
KADUNGAPURAM (PO), RAMAPURAM  
MALAPPURAM DT., KERALA-679 321


**GENDER AUDIT DATA ANALYSIS 2021-22**  
**PG DEPARTMENT OF ENGLISH LANGUAGE AND LITERATURE**

GENDER	NUMBER OF STUDENTS	TOTAL
MALE	43	147
FEMALE	104	



This figure uses two separate bars to illustrate the gender audit data analysis for the academic year 2021–2022. One has to do with students who are male, while the other is with students who are female. This clearly shows that there higher number of female students. There are one hundred and four female students and forty-three male students. One hundred and forty-seven students were enrolled in the Post Graduate English Language and Literature Department for the 2021–2022 academic year.



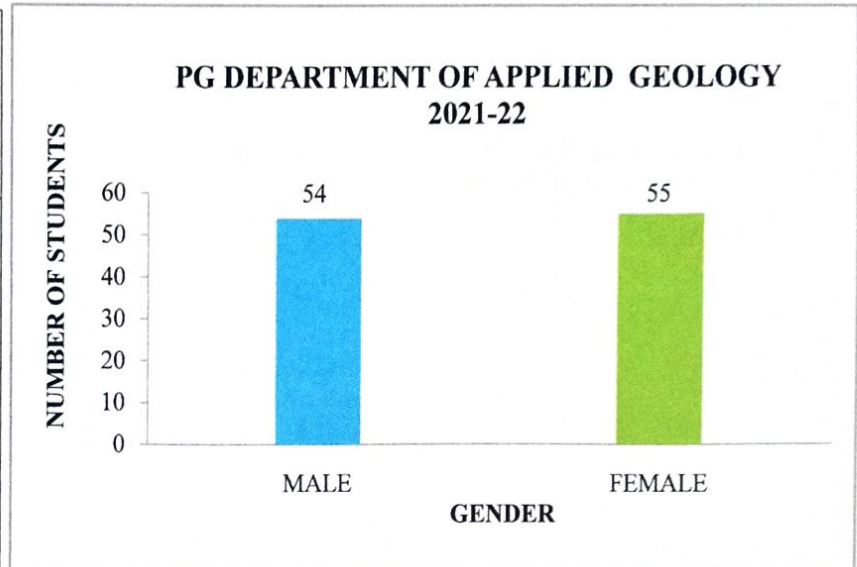
  
**Dr. NAVEEN MOHAN**  
 PRINCIPAL  
 GEMS ARTS AND SCIENCE COLLEGE  
 KADUNGAPURAM (PO), RAMAPURAM  
 MALAPPURAM DT., KERALA-679 321



## GENDER AUDIT DATA ANALYSIS 2021-22

### PG DEPARTMENT OF APPLIED GEOLOGY

GENDER	NUMBER OF STUDENTS	TOTAL
MALE	54	109
FEMALE	55	



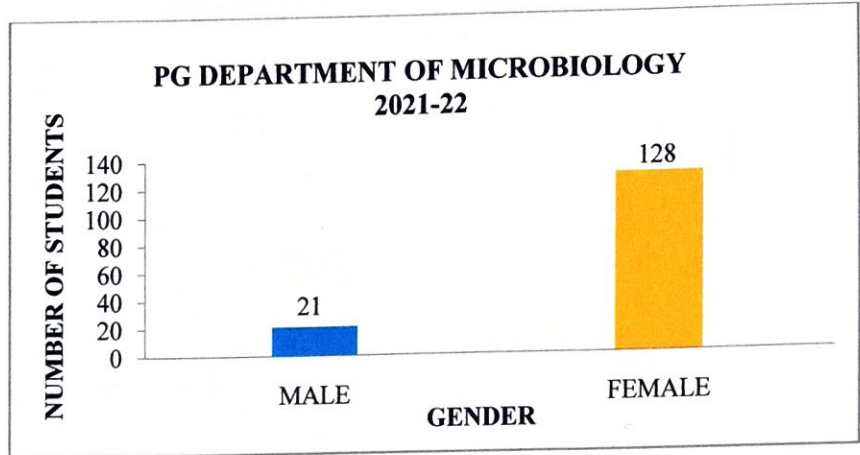
The gender audit analysis for 2021–2022 is displayed in the statistics above. There are one hundred and nine students in the PG Department of Applied Geology. Two bars one designated for boys and the other for girls are offered with the same. There are fifty-four boys and fifty-five girls.



**Dr. NAVEEN MOHAN**  
PRINCIPAL  
GEMS ARTS AND SCIENCE COLLEGE  
KADUNGAPURAM (PO), RAMAPURAM  
MALAPPURAM DT., KERALA-679 321


**GENDER AUDIT DATA ANALYSIS 2021-22**  
**PG DEPARTMENT OF MICROBIOLOGY**

GENDER	NUMBER OF STUDENTS	TOTAL
MALE	21	149
FEMALE	128	



There are one hundred and forty-nine students in the Department of Microbiology; twenty-one of them are boys and one hundred and twenty-eight are girls. It is evident from this that girls make up the majority of the students.

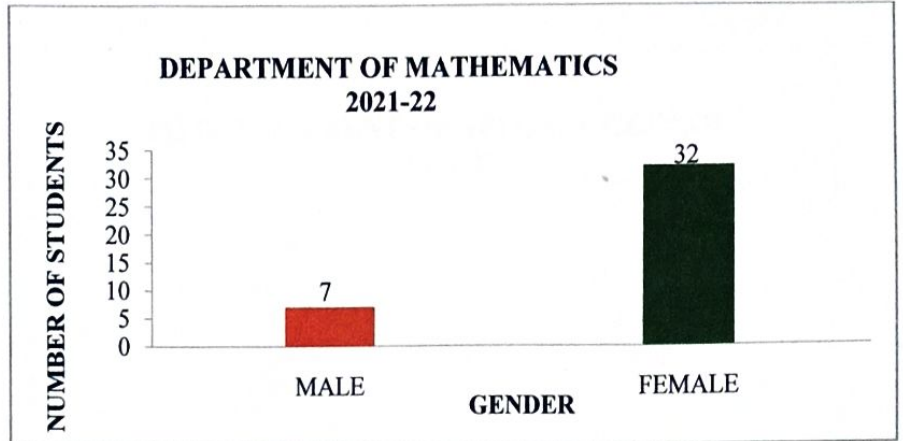


  
**Dr. NAVEEN MOHAN**  
 PRINCIPAL  
 GEMS ARTS AND SCIENCE COLLEGE  
 KADUNGAPURAM (PO), RAMAPURAM  
 MALAPPURAM DT., KERALA-679 321

## GENDER AUDIT DATA ANALYSIS 2021-22


### DEPARTMENT OF MATHEMATICS

GENDER	NUMBER OF STUDENTS	TOTAL
MALE	7	39
FEMALE	32	



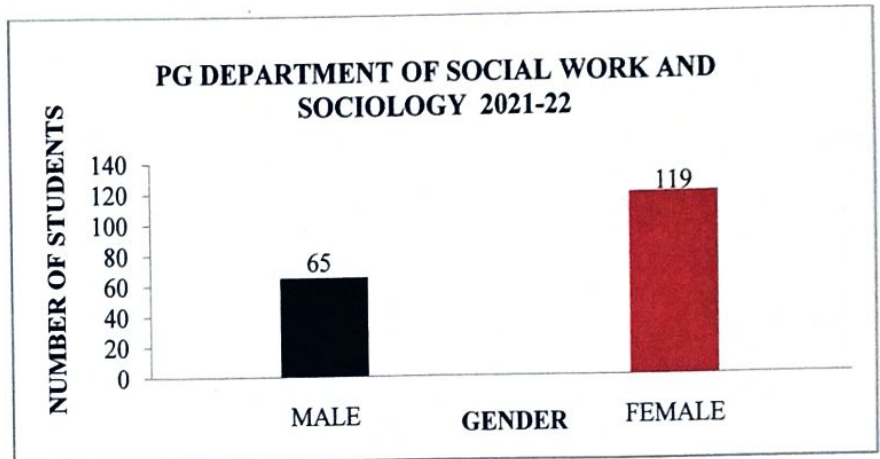
Here are two bars that represent the math students in the 2021–2022 cohort: one for boys and one for girls. The mathematics department has thirty-nine enrolled students, seven of whom are boys and thirty-two of whom are female. There are a lot of girls



  
**Dr. NAVIEN MOHAN**  
PRINCIPAL  
GEMS ARTS AND SCIENCE COLLEGE  
KADUNGAPURAM (PO), RAMAPURAM  
MALAPPURAM DT., KERALA-679 321


**GENDER AUDIT DATA ANALYSIS 2021-22**  
**PG DEPARTMENT OF SOCIAL WORK AND SOCIOLOGY**

GENDER	NUMBER OF STUDENTS	TOTAL
MALE	65	184
FEMALE	119	



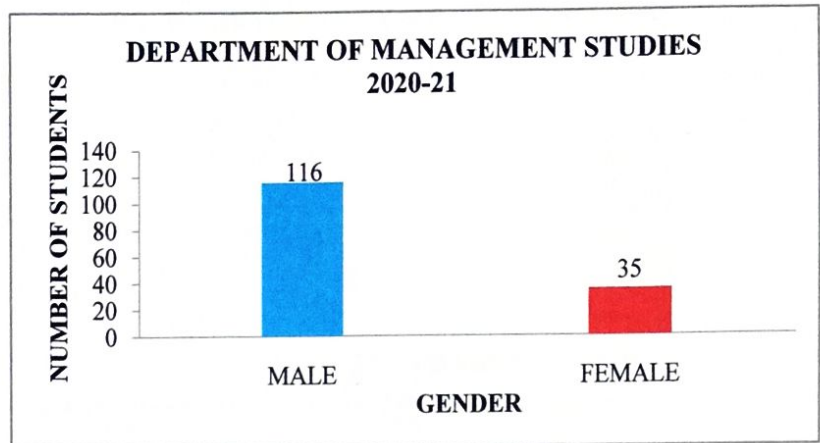
There are one hundred and eighty-four students enrolled in the PG Department of Social Work and Sociology, of which sixty-five are male and one hundred and nineteen are female. This demonstrates unequivocally how many female students there are.



  
**Dr. NAVEEN MOHAN**  
PRINCIPAL  
GEMS ARTS AND SCIENCE COLLEGE  
KADUNGAPURAM (PO), RAMAPURAM  
MALAPPURAM DT., KERALA-679 321


**GENDER AUDIT DATA ANALYSIS 2020-21**  
**DEPARTMENT OF MANAGEMENT STUDIES**

GENDER	NUMBER OF STUDENTS	TOTAL
MALE	116	151
FEMALE	35	



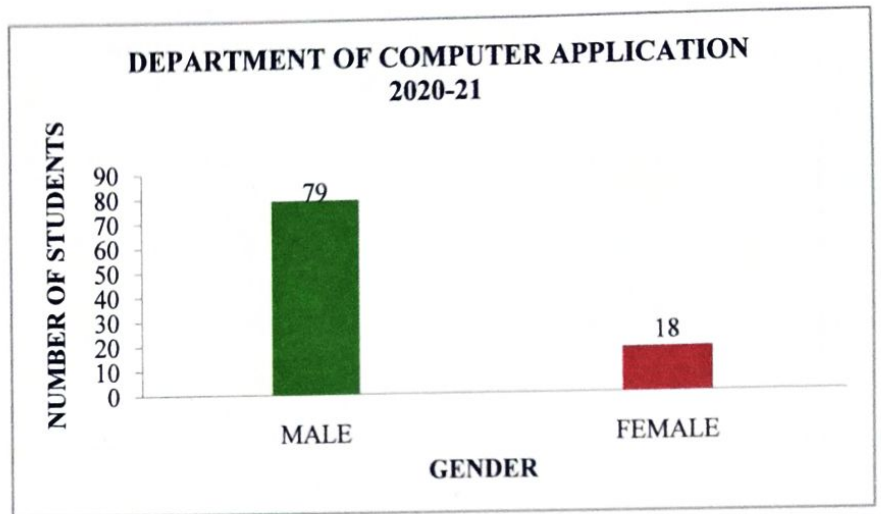
The aforementioned graph provides an overview of the gender audit data analysis for the 2020–2021 year. The total number of students, broken down by gender, in the Department of Management Studies is displayed here. It is clear from this that one hundred and fifty-one students, of whom one hundred and sixteen were boys and thirty-five were girls, enrolled in this course in 2020–2021. Here, majority of the students are boys.



  
**Dr. NAVEEN MOHAN**  
 PRINCIPAL  
 GEMS ARTS AND SCIENCE COLLEGE  
 KADUNGAPURAM (PO), RAMAPURAM  
 MALAPPURAM DT., KERALA-679 321

**GENDER AUDIT DATA ANALYSIS 2020-21**  
**DEPARTMENT OF COMPUTER APPLICATION**

GENDER	NUMBER OF STUDENTS	TOTAL
MALE	79	97
FEMALE	18	



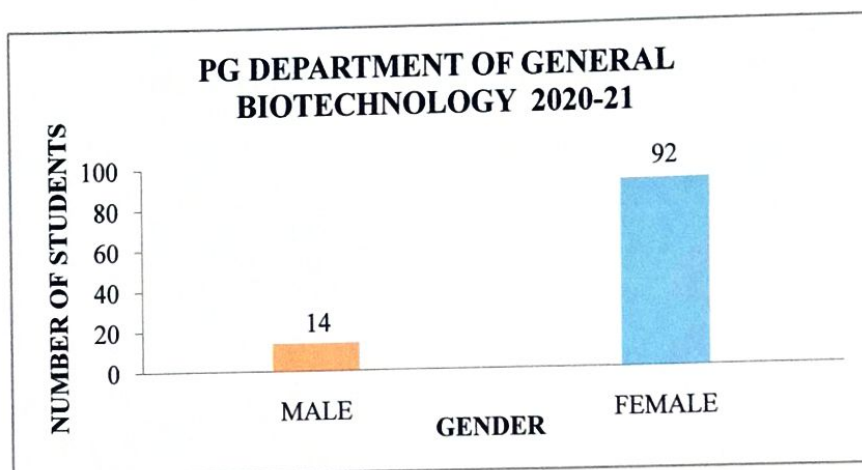
This is the Department of Computer Application's gender audit data analysis for the year 2020-2021. Out of the entire ninety-seven students, seventy-nine are male and eighteen are female.



  
**Dr. NAVEEN MOHAN**  
PRINCIPAL  
GEMS ARTS AND SCIENCE COLLEGE  
KADUNGAPURAM (PO), RAMAPURAM  
MALAPPURAM DT., KERALA-679 321


**GENDER AUDIT DATA ANALYSIS 2020-21**  
**PG DEPARTMENT OF GENERAL BIOTECHNOLOGY**

GENDER	NUMBER OF STUDENTS	TOTAL
MALE	14	106
FEMALE	92	



The graphical representation of the gender audit analysis for the 2020–21 year is shown above. There are ninety-two girls and fourteen boys among the one hundred and six students in the PG Department of General Biotechnology. The same is indicated by the two bars, where the second bar's length indicates that the majority of the students are female.

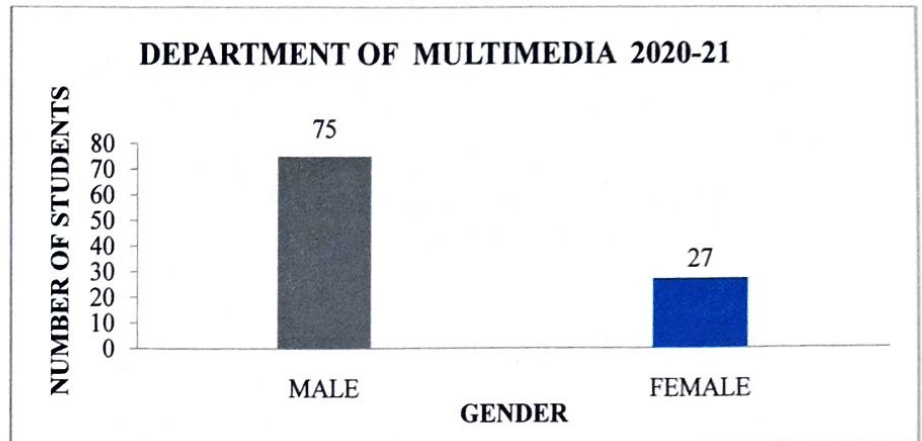


  
**Dr. NAVEEN MOHAN**  
 PRINCIPAL  
 GEMS ARTS AND SCIENCE COLLEGE  
 KADUNGAPURAM (PO), RAMAPURAM  
 MALAPPURAM DT., KERALA-679 321

## GENDER AUDIT DATA ANALYSIS 2020-21


### DEPARTMENT OF MULTIMEDIA

GENDER	NUMBER OF STUDENTS	TOTAL
MALE	75	102
FEMALE	27	



The number of students enrolled in the Department of Multimedia for the academic year 2020–2021 is shown above. There are one hundred and two students in the department, seventy-five of them are boys and twenty-seven are girls. It is evident from the gender audit data analysis that boys are high in number.

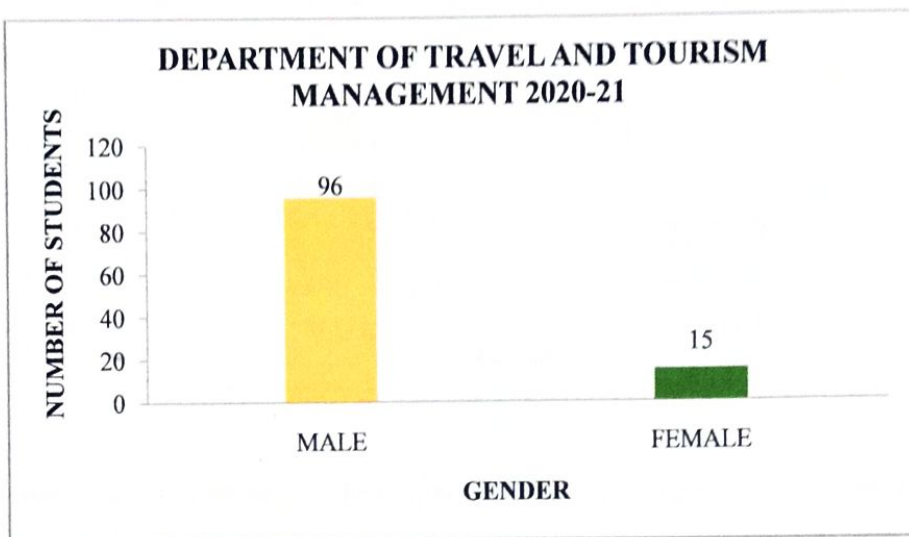


  
**Dr. NAVEEN MOHAN**  
PRINCIPAL  
GEMS ARTS AND SCIENCE COLLEGE  
KADUNGAPURAM (PO), RAMAPURAM  
MALAPPURAM DT., KERALA-679 321




**GENDER AUDIT DATA ANALYSIS 2020-21**  
**DEPARTMENT OF TRAVEL AND TOURISM MANAGEMENT**

GENDER	NUMBER OF STUDENTS	TOTAL
MALE	96	111
FEMALE	15	



The gender audit data analysis for 2020–2021 in Department of Travel and Tourism Management is displayed in the graph above. There are fifteen females and ninety-six guys, totaling one hundred and eleven.

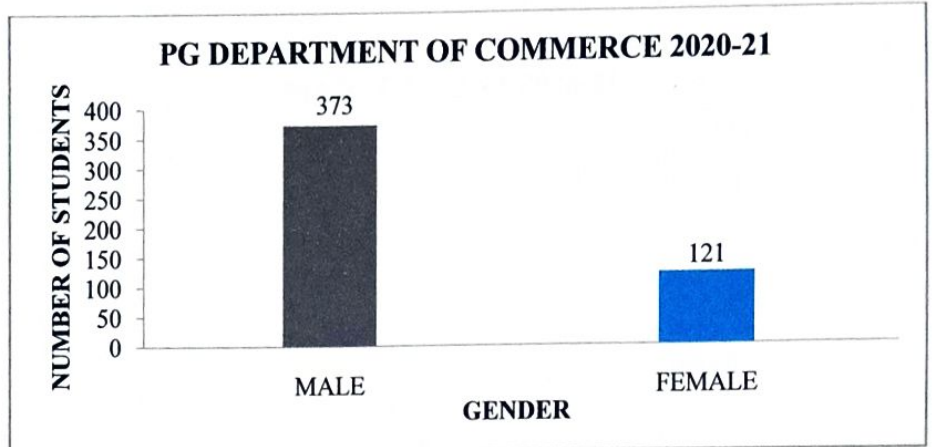


  
**Dr. NAVEEN MOHAN**  
 PRINCIPAL  
 GEMS ARTS AND SCIENCE COLLEGE  
 KADUNGAPURAM (PO), RAMAPURAM  
 MALAPPURAM DT., KERALA-679 321

## GENDER AUDIT DATA ANALYSIS 2020-21


### PG DEPARTMENT OF COMMERCE

GENDER	NUMBER OF STUDENTS	TOTAL
MALE	373	494
FEMALE	121	



The gender audit data from the PG Department of Commerce for the academic year 2020–2021 is represented graphically above. It is evident that a total of four hundred and ninety-four students enrolled, comprising three hundred and seventy-three boys and one hundred and twenty-one girls. Boys are typically found in large numbers in Commerce Department.

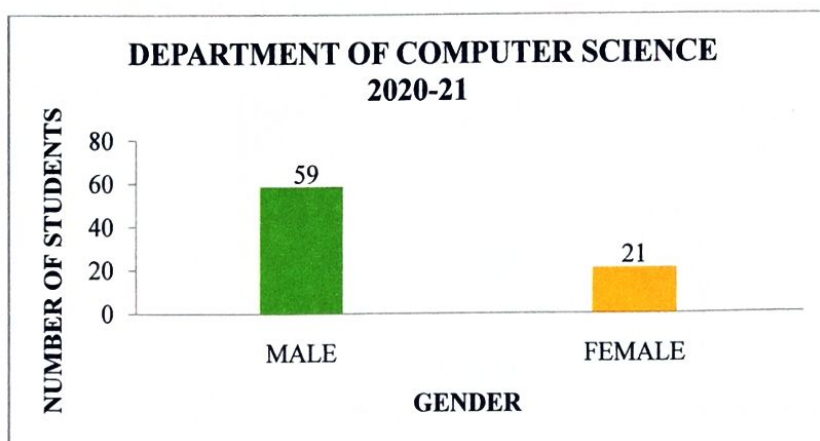


  
**Dr. NAVEEN MOHAN**  
PRINCIPAL  
GEMS ARTS AND SCIENCE COLLEGE  
KADUNGAPURAM (PO), RAMAPURAM  
MALAPPURAM DT., KERALA-679 321

## GENDER AUDIT DATA ANALYSIS 2020-21


### DEPARTMENT OF COMPUTER SCIENCE

GENDER	NUMBER OF STUDENTS	TOTAL
MALE	59	80
FEMALE	21	



This represents all of the students, as one length corresponds to 80 students. Male and female students are represented by two separate portions of the bar. There were more male students in the department, as seen by the lengthier portion dedicated to male students. A smaller part represented the twenty-one female students. A brief summary of the gender distribution in the computer science department for the 2020–2021 academic year is given via this graphic aid. It's evident that there were far fewer female students than male students, with the bulk of students being male.

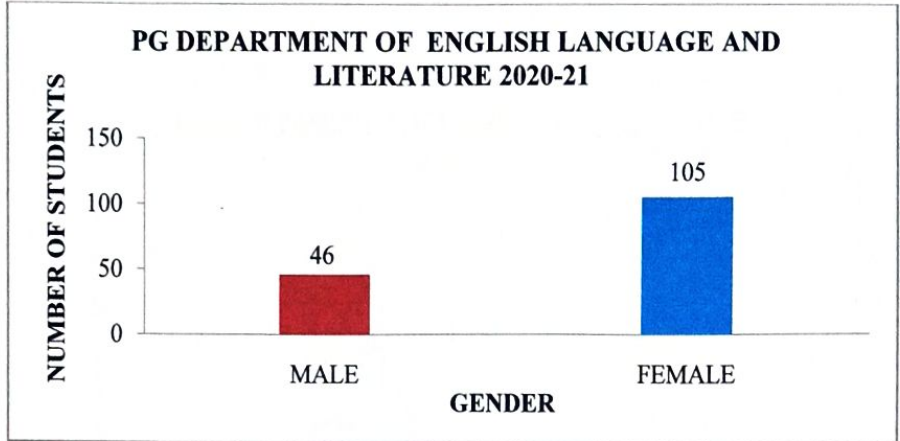


  
Dr. NAVEEN MOHAN  
PRINCIPAL  
GEMS ARTS AND SCIENCE COLLEGE  
KADUNGAPURAM (PO), RAMAPURAM  
MALAPPURAM DT., KERALA-679 321

## GENDER AUDIT DATA ANALYSIS 2020-21


### PG DEPARTMENT OF ENGLISH LANGUAGE AND LITERATURE

GENDER	NUMBER OF STUDENTS	TOTAL
MALE	46	151
FEMALE	105	



This figure uses two separate bars to illustrate the gender audit data analysis for the academic year 2020–2021. One has to do with students who are male, while the other is with students who are female. This clearly shows that there are a lot of female students. There are one hundred and five female students and forty-six male students. One hundred and fifty-one students were enrolled in the Post Graduate English Language and Literature Department for the 2020–2021 academic year.

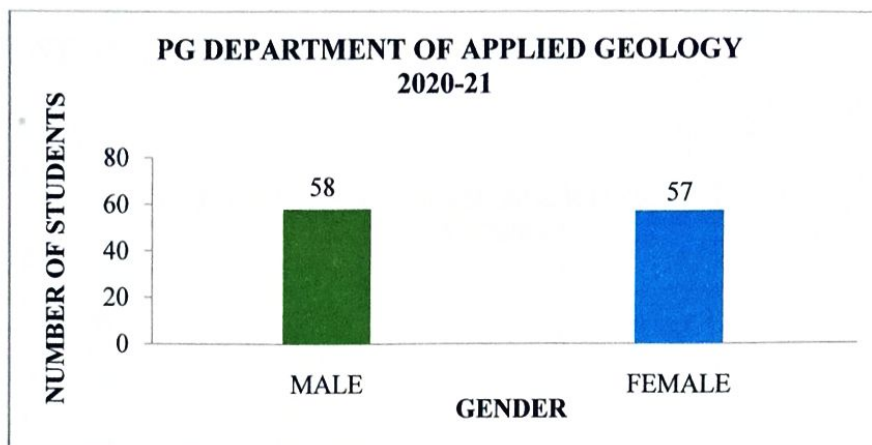


  
Dr. NAVEEN MOHAN  
PRINCIPAL  
GEMS ARTS AND SCIENCE COLLEGE  
KADUNGAPURAM (PO), RAMAPURAM  
MALAPPURAM DT., KERALA-679 321

## GENDER AUDIT DATA ANALYSIS 2020-21

### PG DEPARTMENT OF APPLIED GEOLOGY

GENDER	NUMBER OF STUDENTS	TOTAL
MALE	58	115
FEMALE	57	



The gender audit analysis for 2020–2021 is displayed in the statistics above. There are one hundred and fifteen students in the PG Department of Applied Geology. Two bars—one designated for boys and the other for girls—are offered with the same. There are fifty-eight boys and fifty-seven girls. It is clear that there are a lot of male students.

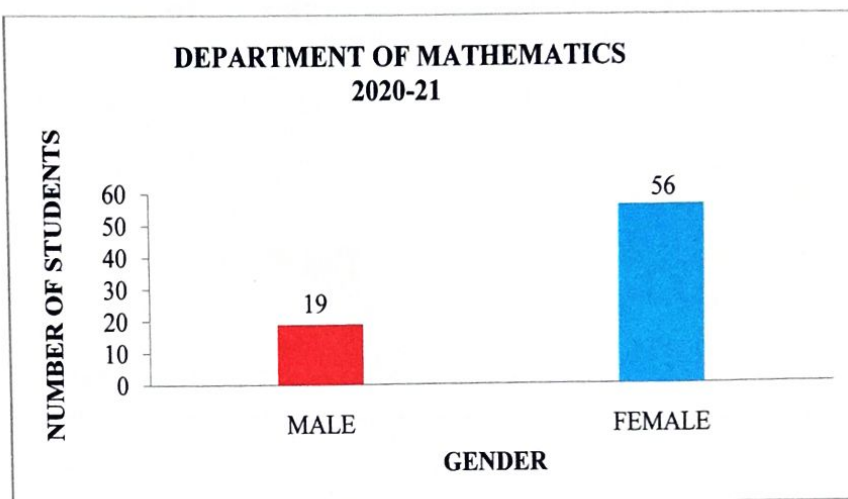


*Dr. NAVEEN MOHAN*  
PRINCIPAL  
GEMS ARTS AND SCIENCE COLLEGE  
KADUNGAPURAM (PO), RAMAPURAM  
MALAPPURAM DT., KERALA-679 321

## GENDER AUDIT DATA ANALYSIS 2020-21

### DEPARTMENT OF MATHEMATICS

GENDER	NUMBER OF STUDENTS	TOTAL
MALE	19	75
FEMALE	56	



Here are two bars that represent the math students in the 2020–2021 cohorts: one for boys and one for girls. The mathematics department has seventy-five enrolled students, nineteen of whom are boys and fifty-six of whom are female.

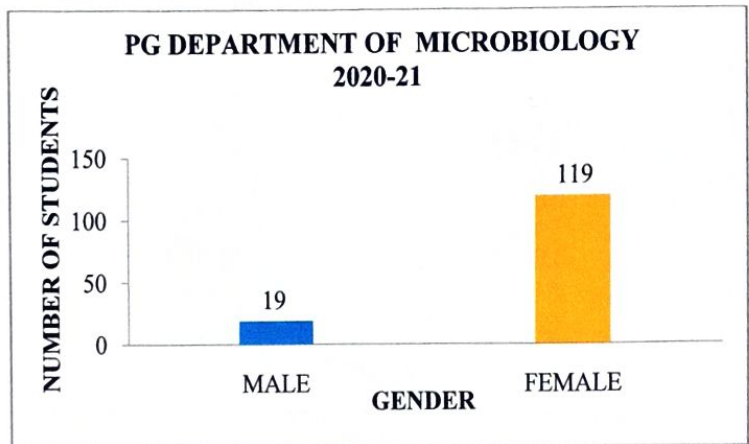


*Dr. NAVEEN MOHAN*  
PRINCIPAL  
GEMS ARTS AND SCIENCE COLLEGE  
KADUNGAPURAM (PO), RAMAPURAM  
MALAPPURAM DT., KERALA-679 321

## GENDER AUDIT DATA ANALYSIS 2020-21


### PG DEPARTMENT OF MICROBIOLOGY

GENDER	NUMBER OF STUDENTS	TOTAL
MALE	19	138
FEMALE	119	



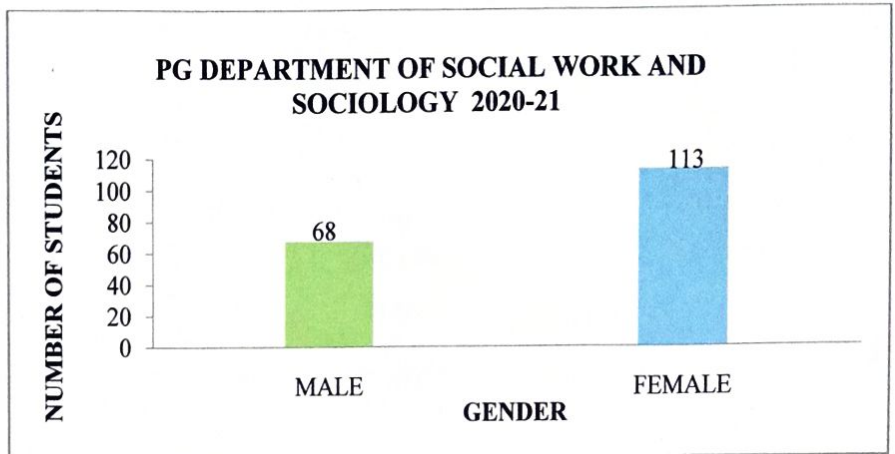
There are one hundred and thirty-eight students in the PG Department of Microbiology; nineteen of them are boys and one hundred and nineteen are girls. It is evident from this that girls make up the majority of the students.



  
Dr. NAVEEN MOHAN  
PRINCIPAL  
GEMS ARTS AND SCIENCE COLLEGE  
KADUNGAPURAM (PO), RAMAPURAM  
MALAPPURAM DT., KERALA-679 321

**GENDER AUDIT DATA ANALYSIS 2020-21**  
**PG DEPARTMENT OF SOCIAL WORK AND SOCIOLOGY**

GENDER	NUMBER OF STUDENTS	TOTAL
MALE	68	181
FEMALE	113	



There are one hundred and eighty-one students enrolled in the PG Department of Social Work and Sociology, of which sixty-eight are male and one hundred and thirteen are female. This demonstrates unequivocally how many female students there are.

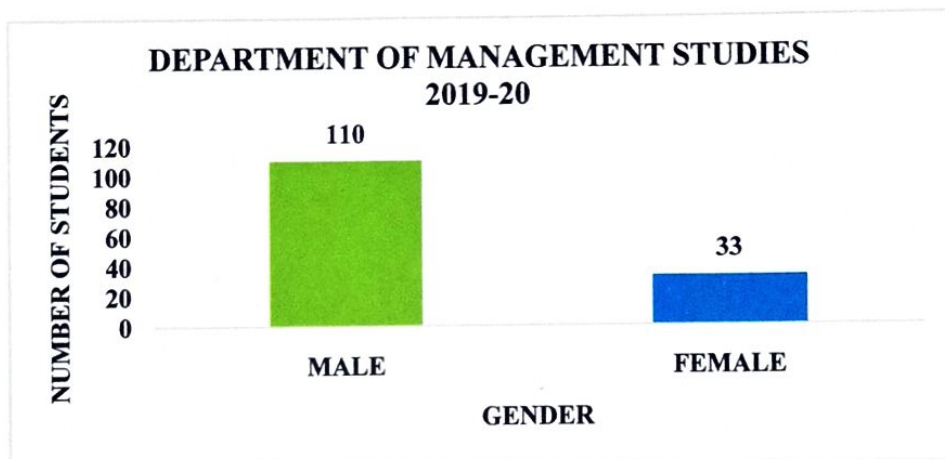


  
**Dr. NAVEEN MOHAN**  
PRINCIPAL  
GEMS ARTS AND SCIENCE COLLEGE  
KADUNGAPURAM (PO), RAMAPURAM  
MALAPPURAM DT., KERALA-679 321



**GENDER AUDIT DATA ANALYSIS 2019-20**  
**DEPARTMENT OF MANAGEMENT STUDIES**

GENDER	NUMBER OF STUDENTS	TOTAL
MALE	110	143
FEMALE	33	



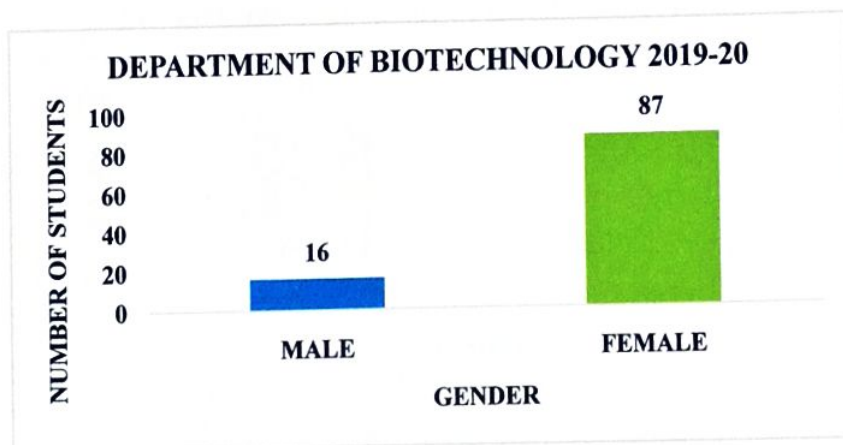
The aforementioned graph provides an overview of the gender audit data analysis for the 2019–2020 year. The total number of students, broken down by gender, in the Department of Management Studies is displayed here. It is clear from this that one hundred and forty-three students, of whom one hundred and ten were boys and thirty-three were girls, enrolled in this course in 2019–2020. Here, majority of the students are boys.



  
**Dr. NAVEEN MOHAN**  
 PRINCIPAL  
 GEMS ARTS AND SCIENCE COLLEGE  
 KADUNGAPURAM (PO), RAMAPURAM  
 MALAPPURAM DT., KERALA-679 321


**GENDER AUDIT DATA ANALYSIS 2019-20**  
**DEPARTMENT OF BIOTECHNOLOGY**

GENDER	NUMBER OF STUDENTS	TOTAL
MALE	16	103
FEMALE	87	



The graphical representation of the gender audit analysis for the 2019–20 year is shown above. There are eighty-seven girls and sixteen boys among the one hundred and three students in the Department of Biotechnology. The same is indicated by the two bars, where the second bar's length indicates that the majority of the students are female.

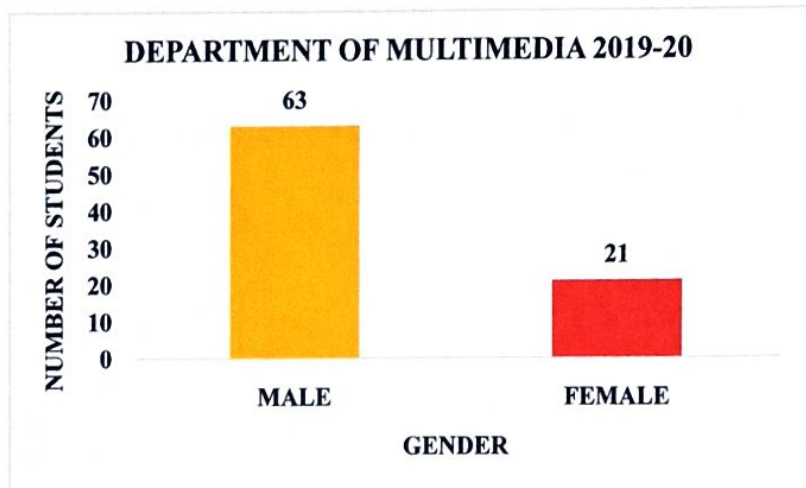


  
**Dr. NAVEEN MOHAN**  
 PRINCIPAL  
 GEMS ARTS AND SCIENCE COLLEGE  
 KADUNGAPURAM (PO), RAMAPURAM  
 MALAPPURAM DT., KERALA-679 321

## GENDER AUDIT DATA ANALYSIS 2019-20


### DEPARTMENT OF MULTIMEDIA

GENDER	NUMBER OF STUDENTS	TOTAL
MALE	63	84
FEMALE	21	



The number of students enrolled in the Department of Multimedia for the academic year 2019–2020 is shown above. There are eighty-four students in the department, sixty-three of them are boys and twenty-one are girls. It is evident from the gender audit data analysis that Boys are high in number.



  
**Dr. NAVEEN MOHAN**  
PRINCIPAL  
GEMS ARTS AND SCIENCE COLLEGE  
KADUNGAPURAM (PO), RAMAPURAM  
MALAPPURAM DT., KERALA-679 321

**GENDER AUDIT DATA ANALYSIS 2019-20**  
**DEPARTMENT OF TRAVEL AND TOURISM MANAGEMENT**

GENDER	NUMBER OF STUDENTS	TOTAL
MALE	102	116
FEMALE	14	



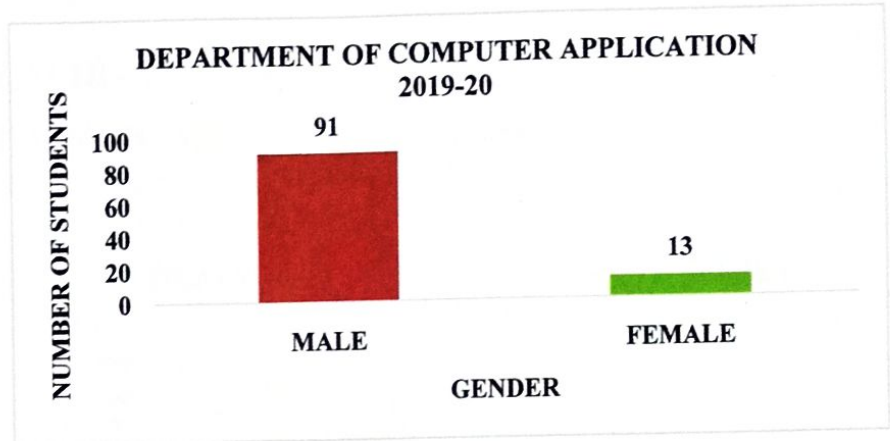
The gender audit data analysis for 2019–2020 is displayed in the graph above. The Department of Travel and Tourism Management is home to many students. There are fourteen females and one hundred and two boys, totaling one hundred and sixteen.



  
**Dr. NAVEEN MOHAN**  
 PRINCIPAL  
 GEMS ARTS AND SCIENCE COLLEGE  
 KADUNGAPURAM (PO), RAMAPURAM  
 MALAPPURAM DT., KERALA-679 321


**GENDER AUDIT DATA ANALYSIS 2019-20**  
**DEPARTMENT OF COMPUTER APPLICATION**

GENDER	NUMBER OF STUDENTS	TOTAL
MALE	91	104
FEMALE	13	



This is the Department of Computer Application's gender audit data analysis for the year 2019–2020. Out of the entire one hundred and four students, ninety-one are male and thirteen are female. It is obvious that there are many boys.

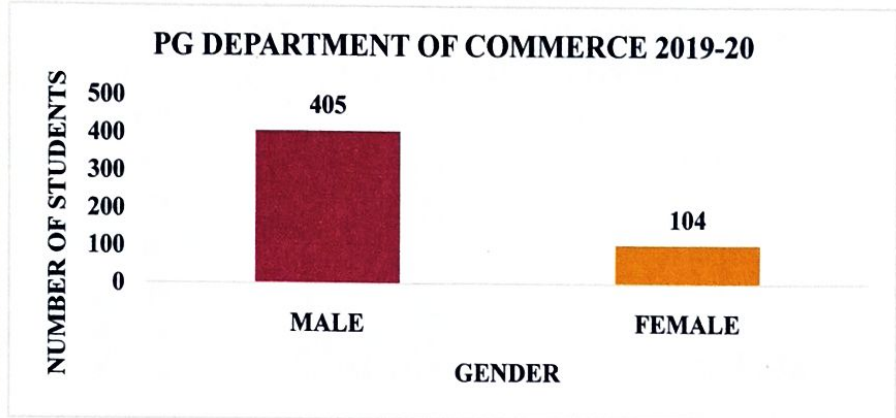


  
**Dr. NAVEEN MOHAN**  
 PRINCIPAL  
 GEMS ARTS AND SCIENCE COLLEGE  
 KADUNGAPURAM (PO), RAMAPURAM  
 MALAPPURAM DT., KERALA-679 321

## GENDER AUDIT DATA ANALYSIS 2019-20

### PG DEPARTMENT OF COMMERCE

GENDER	NUMBER OF STUDENTS	TOTAL
MALE	405	509
FEMALE	104	



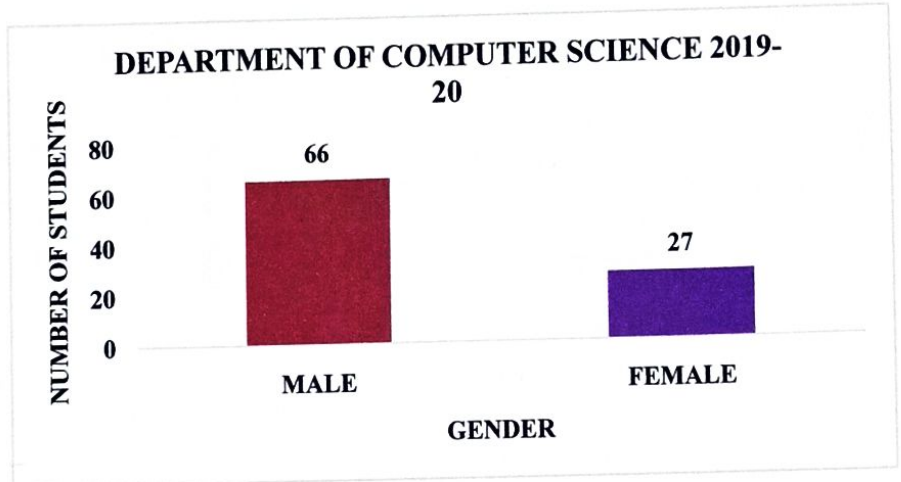
The gender audit data from the PG Department of Commerce for the academic year 2019–2020 is represented graphically above. It is evident that a total of five hundred and nine students enrolled, comprising four hundred and five boys and one hundred and four girls. Boys are typically found in large numbers in Commerce Department.



**Dr. NAVEEN MOHAN**  
PRINCIPAL  
GEMS ARTS AND SCIENCE COLLEGE  
KADUNGAPURAM (PO), RAMAPURAM  
MALAPPURAM DT., KERALA-679 321

**GENDER AUDIT DATA ANALYSIS 2019-20**  
**DEPARTMENT OF COMPUTER SCIENCE**

GENDER	NUMBER OF STUDENTS	TOTAL
MALE	66	93
FEMALE	27	



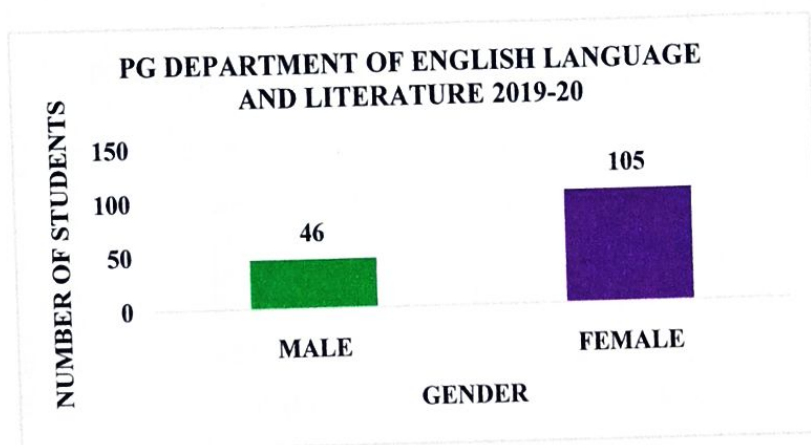
This represents all of the students, as one length corresponds to 93 students. Male and female students are represented by two separate portions of the bar. There were more male students in the department, A smaller part represented the twenty-seven female students. A brief summary of the gender distribution in the computer science department for the 2019–2020 academic year is given via this graphic aid. It's evident that there were far fewer female students than male pupils, with the bulk of students being male.



  
**Dr. NAVEEN MOHAN**  
 PRINCIPAL  
 GEMS ARTS AND SCIENCE COLLEGE  
 KADUNGAPURAM (PO), RAMAPURAM  
 MALAPPURAM DT., KERALA-679 321

**GENDER AUDIT DATA ANALYSIS 2019-20**  
**PG DEPARTMENT OF ENGLISH LANGUAGE AND LITERATURE**

GENDER	NUMBER OF STUDENTS	TOTAL
MALE	46	151
FEMALE	105	



This figure uses two separate bars to illustrate the gender audit data analysis for the academic year 2019–2020. One has to do with students who are male, while the other is with students who are female. This clearly shows that there are higher number of female students. There are one hundred and five female students and forty-six male students. One hundred and fifty one students were enrolled in the Post Graduate English Language and Literature Department for the 2019–2020 academic year.



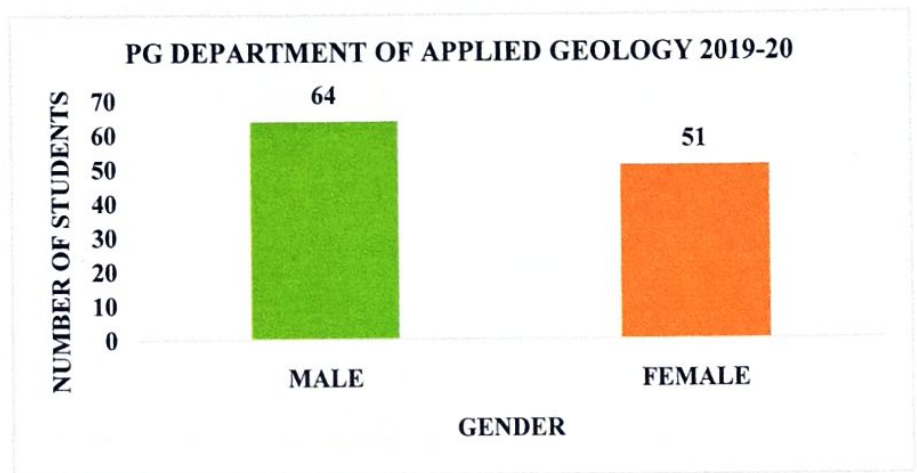
  
**Dr. NAVEEN MOHAN**  
 PRINCIPAL  
 GEMS ARTS AND SCIENCE COLLEGE  
 KADUNGAPURAM (PO), RAMAPURAM  
 MALAPPURAM DT., KERALA-679 321




## GENDER AUDIT DATA ANALYSIS 2019-20

### PG DEPARTMENT OF APPLIED GEOLOGY

GENDER	NUMBER OF STUDENTS	TOTAL
MALE	64	115
FEMALE	51	



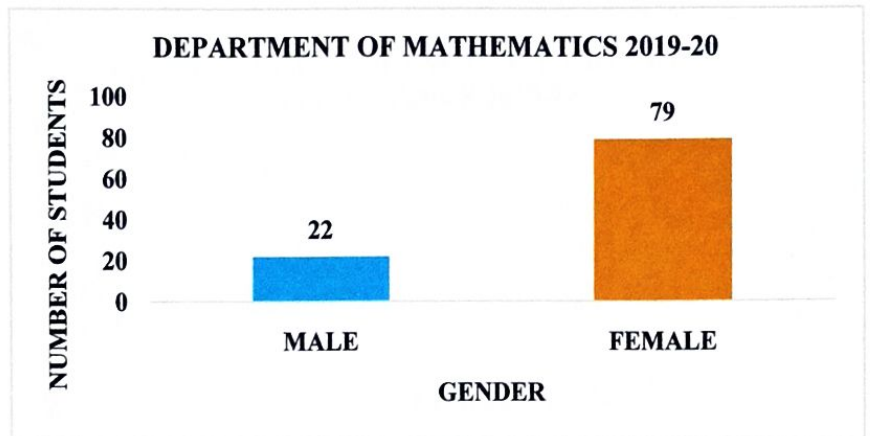
The gender audit analysis for 2019–2020 is displayed in the statistics above. There are ninety-five students in the PG Department of Applied Geology. Two bars one designated for boys and the other for girls are offered with the same. There are forty-four boys and fifty-one girls.

  
**Dr. NAVEEN MOHAN**  
PRINCIPAL  
GEMS ARTS AND SCIENCE COLLEGE  
KADUNGAPURAM (PO), RAMAPURAM  
MALAPPURAM DT., KERALA-679 321

## GENDER AUDIT DATA ANALYSIS 2019-20

### DEPARTMENT OF MATHEMATICS

GENDER	NUMBER OF STUDENTS	TOTAL
MALE	22	101
FEMALE	79	



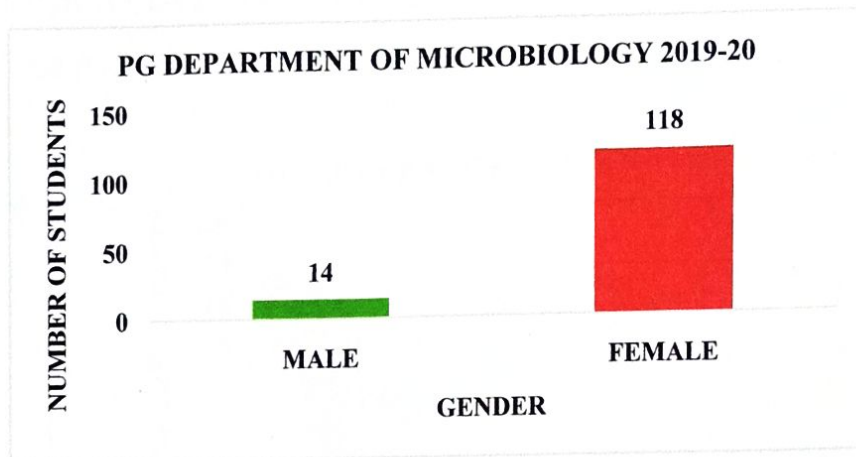
Here are two bars that represent the math students in the 2019–2020 cohorts: one for boys and one for girls. The Mathematics Department has one hundred and one enrolled students, twenty-two of whom are boys and seventy-nine of whom are female.



*Dr. NAVEEN MOHAN*  
PRINCIPAL  
GEMS ARTS AND SCIENCE COLLEGE  
KADUNGAPURAM (PO), RAMAPURAM  
MALAPPURAM DT., KERALA-679 321


**GENDER AUDIT DATA ANALYSIS 2019-20**  
**PG DEPARTMENT OF MICROBIOLOGY**

GENDER	NUMBER OF STUDENTS	TOTAL
MALE	14	132
FEMALE	118	



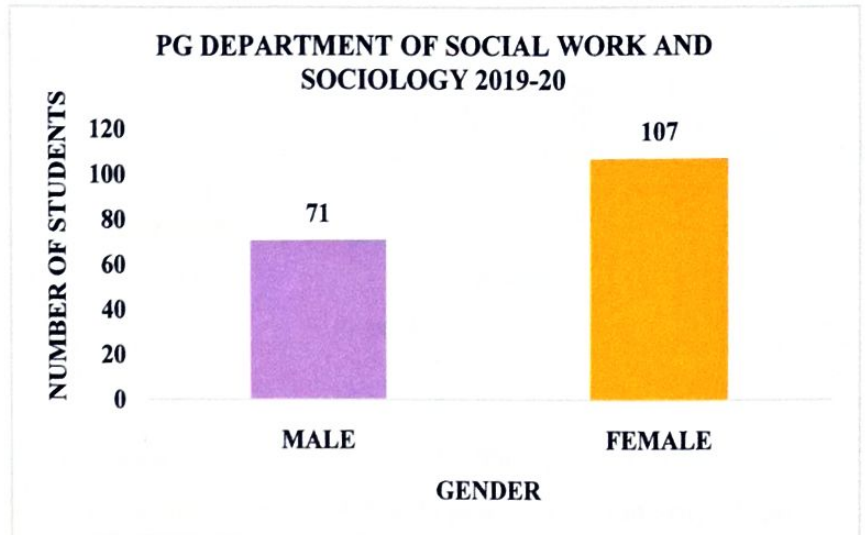
There are one hundred and thirty two students in the PG Department of Microbiology; fourteen of them are boys and one hundred and eighteen are girls. It is evident from this that girls make up the majority of the students.



  
**Dr. NAVEEN MOHAN**  
 PRINCIPAL  
 GEMS ARTS AND SCIENCE COLLEGE  
 KADUNGAPURAM (PO), RAMAPURAM  
 MALAPPURAM DT., KERALA-679 321

**GENDER AUDIT DATA ANALYSIS 2019-20**  
**PG DEPARTMENT OF SOCIAL WORK AND SOCIOLOGY**

GENDER	NUMBER OF STUDENTS	TOTAL
MALE	71	178
FEMALE	107	



There are one hundred and seventy-eight students enrolled in the PG Department of Social Work and Sociology, of which seventy-one are male and one hundred and seven are female. This demonstrates unequivocally how many female students there are.

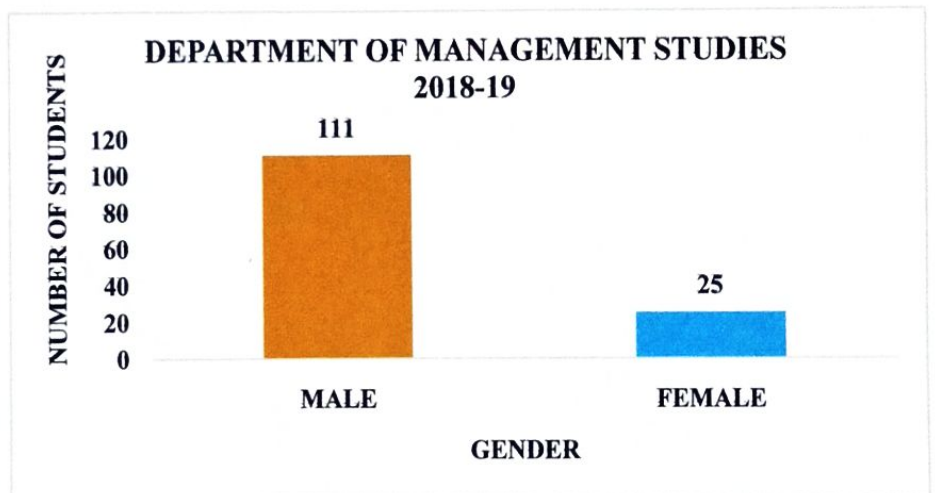


  
**Dr. NAVBEN MOHAN**  
PRINCIPAL  
GEMS ARTS AND SCIENCE COLLEGE  
KADUNGAPURAM (PO), RAMAPURAM  
MALAPPURAM DT., KERALA-679 321

## GENDER AUDIT DATA ANALYSIS 2018-19


### DEPARTMENT OF MANAGEMENT STUDIES

GENDER	NUMBER OF STUDENTS	TOTAL
MALE	111	136
FEMALE	25	



The aforementioned graph provides an overview of the gender audit data analysis for the 2018–2019 year. The total number of students, broken down by gender, in the Department of Management Studies is displayed here. It is clear from this that one hundred and thirty-six students, of whom one hundred and eleven were boys and twenty-five were girls, enrolled in this course in 2018–2019. Here, majority of the students are boys.

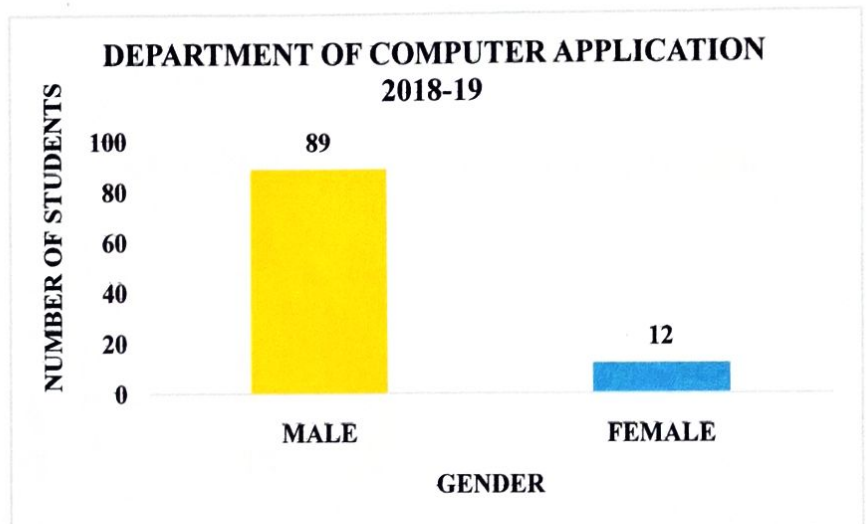


  
Dr. NAVEEN MOHAN  
PRINCIPAL  
GEMS ARTS AND SCIENCE COLLEGE  
KADUNGAPURAM (PO), RAMAPURAM  
MALAPPURAM DT., KERALA-679 321

## GENDER AUDIT DATA ANALYSIS 2018-19

### DEPARTMENT OF COMPUTER APPLICATION

GENDER	NUMBER OF STUDENTS	TOTAL
MALE	89	101
FEMALE	12	



This is the Department of Computer Application's Gender Audit data analysis for the years 2018–2019. Out of the entire one hundred and one students, eighty-nine are male and twelve are female.

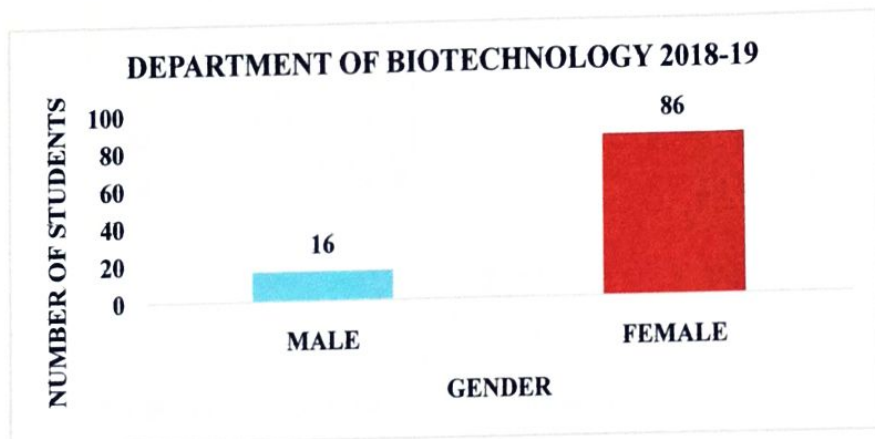


  
**Dr. NAVEEN MOHAN**  
PRINCIPAL  
GEMS ARTS AND SCIENCE COLLEGE  
KADUNGAPURAM (PO), RAMAPURAM  
MALAPPURAM DT., KERALA-679 321

## GENDER AUDIT DATA ANALYSIS 2018-19


### DEPARTMENT OF BIOTECHNOLOGY

GENDER	NUMBER OF STUDENTS	TOTAL
MALE	16	102
FEMALE	86	



The graphical representation of the gender audit analysis for the 2018–19 year is shown above. There are eighty-six girls and sixteen boys among the one hundred and two students in the Department of Biotechnology. The same is indicated by the two bars, where the second bar's length indicates that the majority of the students are female.

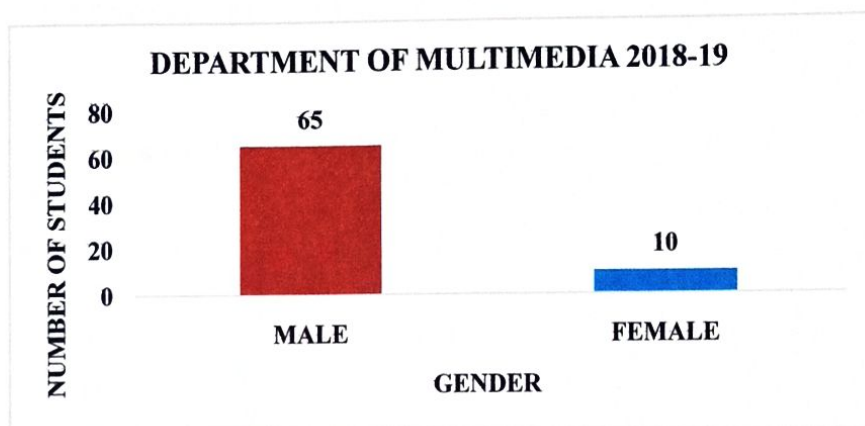


  
Dr. NAVEEN MOHAN  
PRINCIPAL  
GEMS ARTS AND SCIENCE COLLEGE  
KADUNGAPURAM (PO), RAMAPURAM  
MALAPPURAM DT., KERALA-679 321

## GENDER AUDIT DATA ANALYSIS 2018-19


### DEPARTMENT OF MULTIMEDIA

GENDER	NUMBER OF STUDENTS	TOTAL
MALE	65	75
FEMALE	10	



The number of students enrolled in the Department of Multimedia for the academic year 2018–2019 is shown above. There are seventy-five students in the department, sixty-five of them are boys and ten are girls. It is evident from the gender audit data analysis that there is higher number of male students.

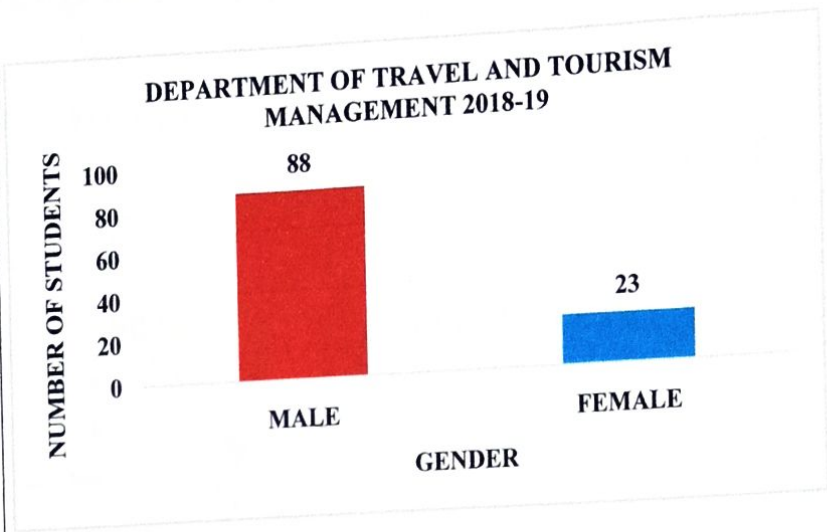


  
**Dr. NAVEEN MOHAN**  
PRINCIPAL  
GEMS ARTS AND SCIENCE COLLEGE  
KADUNGAPURAM (PO), RAMAPURAM  
MALAPPURAM DT., KERALA-679 321




**GENDER AUDIT DATA ANALYSIS 2018-19**  
**DEPARTMENT OF TRAVEL AND TOURISM MANAGEMENT**

GENDER	NUMBER OF STUDENTS	TOTAL
MALE	88	111
FEMALE	23	



The gender audit data analysis for 2018–2019 is displayed in the graph above. There are twenty-three females and Eighty-Eight guys, totaling One Hundred and Eleven.

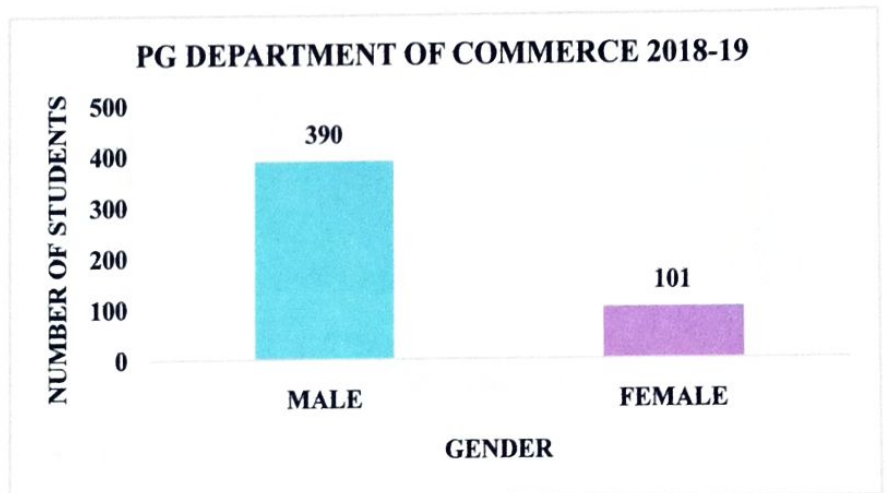


  
**Dr. NAVEEN MOHAN**  
 PRINCIPAL  
 GEMS ARTS AND SCIENCE COLLEGE  
 KADUNGAPURAM (PO), RAMAPURAM  
 MALAPPURAM DT., KERALA-679 321

## GENDER AUDIT DATA ANALYSIS 2018-19


### PG DEPARTMENT OF COMMERCE

GENDER	NUMBER OF STUDENTS	TOTAL
MALE	390	491
FEMALE	101	



The gender audit data from the PG Department of Commerce for the academic year 2018–2019 is represented graphically above. It is evident that a total of four hundred and ninety-one students enrolled, comprising three hundred and ninety boys and one hundred and one girls. Boys are typically found in large numbers in Commerce Department.

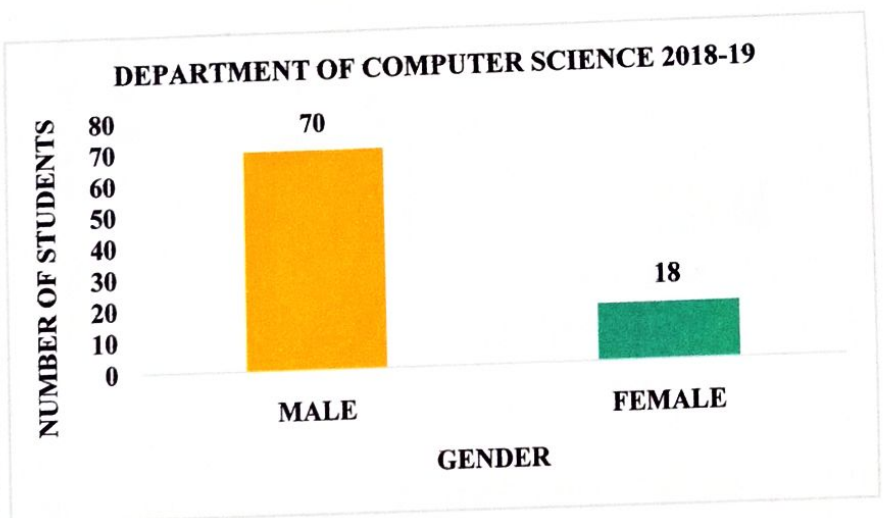


  
**Dr. NAVEEN MOHAN**  
PRINCIPAL  
GEMS ARTS AND SCIENCE COLLEGE  
KADUNGAPURAM (PO), RAMAPURAM  
MALAPPURAM DT., KERALA-679 321


## GENDER AUDIT DATA ANALYSIS 2018-19

### DEPARTMENT OF COMPUTER SCIENCE

GENDER	NUMBER OF STUDENTS	TOTAL
MALE	70	88
FEMALE	18	



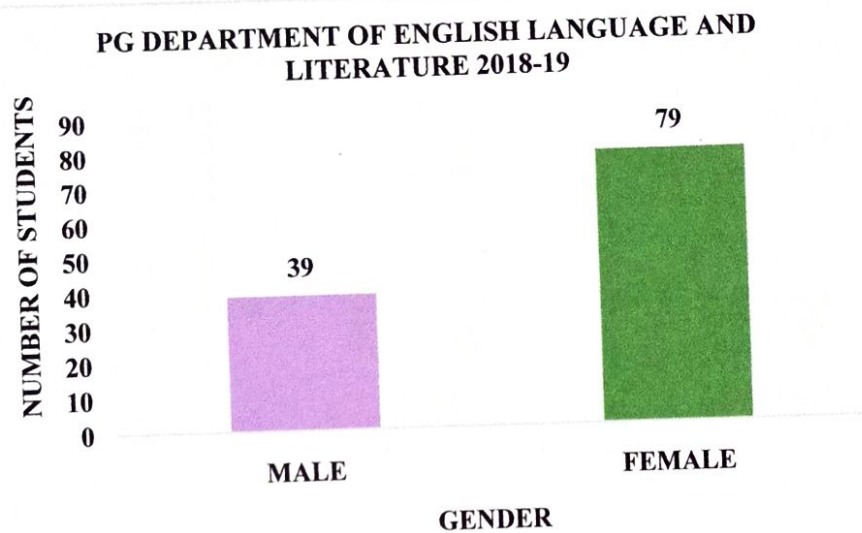
This represents all of the students, as one length corresponds to 88 students. Male and female students are represented by two separate portions of the bar. There were more male students in the department, as seen by the lengthier portion dedicated to male students. A smaller part represented the Eighteen female students. It's evident that there were far fewer female students than male students, with the bulk of students being male.

  
**Dr. NAVEEN MOHAN**  
PRINCIPAL  
GEMS ARTS AND SCIENCE COLLEGE  
KADUNGAPURAM (PO), RAMAPURAM  
MALAPPURAM DT., KERALA-679 321



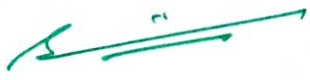
**GENDER AUDIT DATA ANALYSIS 2018-19**  
**PG DEPARTMENT OF ENGLISH LANGUAGE AND LITERATURE**

GENDER	NUMBER OF STUDENTS	TOTAL
MALE	39	118
FEMALE	79	



This figure uses two separate bars to illustrate the gender audit data analysis for the academic year 2018–2019. One has to do with students who are male, while the other is with students who are female. This clearly shows that there are higher number of female students. There are Seventy-Nine female students and Thirty-Nine male students. One Hundred and Eighteen students were enrolled in the Post Graduate English Language and Literature Department for the 2018–2019 academic year.

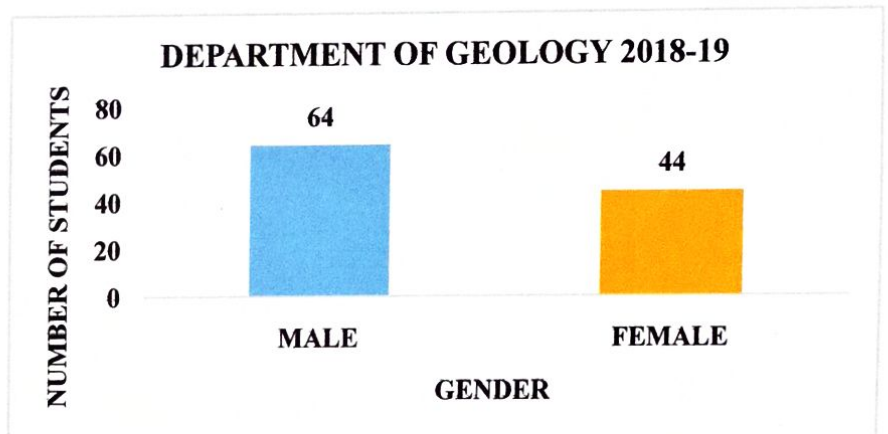


  
**Dr. NAVEEN MOHAN**  
 PRINCIPAL  
 GEMS ARTS AND SCIENCE COLLEGE  
 KADUNGAPURAM (PO), RAMAPURAM  
 MALAPPURAM DT., KERALA-679 321

## GENDER AUDIT DATA ANALYSIS 2018-19


### DEPARTMENT OF GEOLOGY

GENDER	NUMBER OF STUDENTS	TOTAL
MALE	64	108
FEMALE	44	



The Gender Audit analysis for 2018–2019 is displayed in the statistics above. There are One Hundred and Eight students in the Department of Geology. Two bars one designated for boys and the other for girls are offered with the same. There are Sixty-Four boys and Forty-Four girls. It is clear that there are a lot of male students.

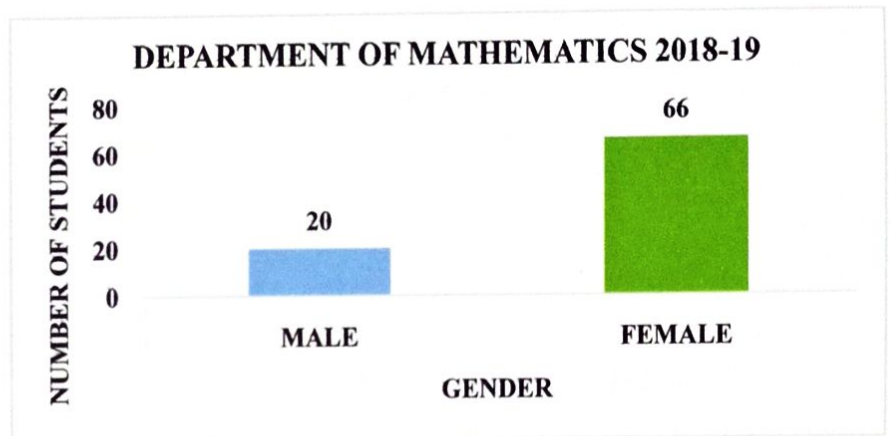


  
**Dr. NAVEEN MOHAN**  
PRINCIPAL  
GEMS ARTS AND SCIENCE COLLEGE  
KADUNGAPURAM (PO), RAMAPURAM  
MALAPPURAM DT., KERALA-679 321

## GENDER AUDIT DATA ANALYSIS 2018-19

### DEPARTMENT OF MATHEMATICS

GENDER	NUMBER OF STUDENTS	TOTAL
MALE	20	86
FEMALE	66	



Here are two bars that represent the math students in the 2018–2019 cohorts: one for boys and one for girls. The Mathematics Department has Eighty-Six enrolled students, Twenty of whom are boys and Sixty-Six of whom are females.

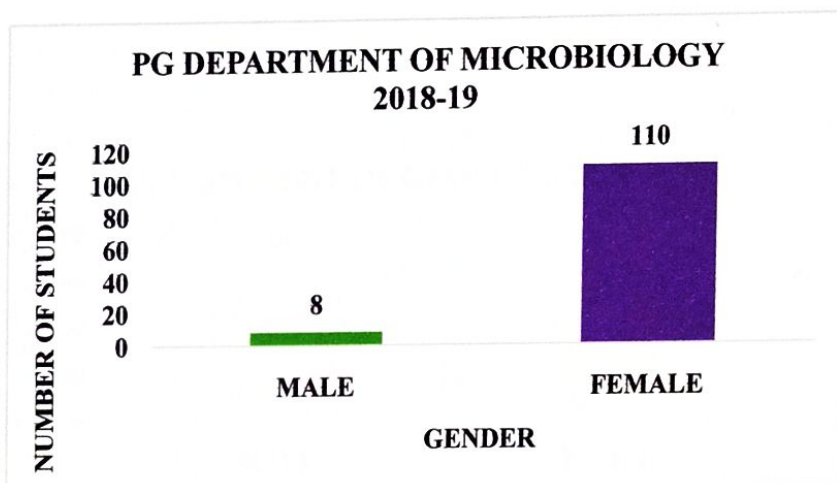


**Dr. NAVEEN MOHAN**  
PRINCIPAL  
GEMS ARTS AND SCIENCE COLLEGE  
KADUNGAPURAM (PO), RAMAPURAM  
MALAPPURAM DT., KERALA-679 321

## GENDER AUDIT DATA ANALYSIS 2018-19

### PG DEPARTMENT OF MICROBIOLOGY

GENDER	NUMBER OF STUDENTS	TOTAL
MALE	8	118
FEMALE	110	



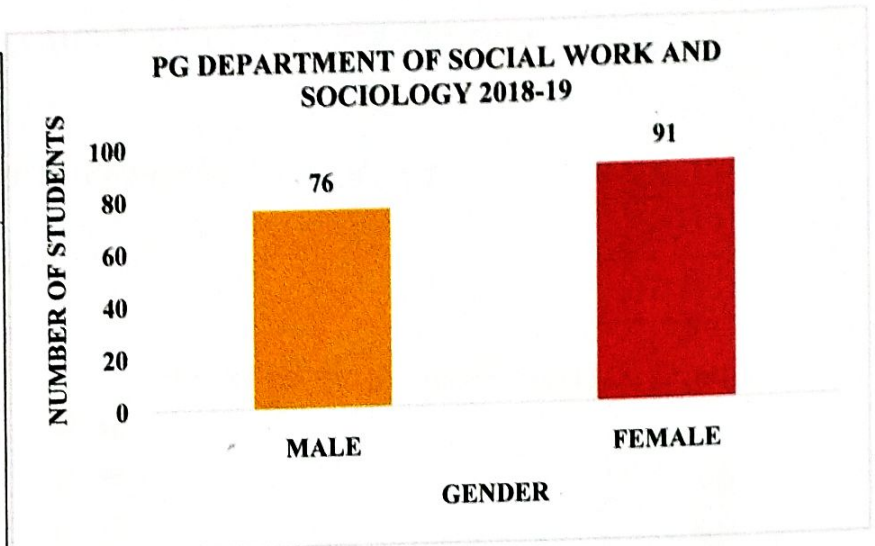
There are one hundred and eighteen students in the Department of Microbiology; eight of them are boys and one hundred and ten are girls. It is evident from this that girls make up the majority of the students.



*Dr. NAVEEN MOHAN*  
PRINCIPAL  
GEMS ARTS AND SCIENCE COLLEGE  
KADUNGAPURAM (PO), RAMAPURAM  
MALAPPURAM DT., KERALA-679 321


**GENDER AUDIT DATA ANALYSIS 2018-19**  
**PG DEPARTMENT OF SOCIAL WORK AND SOCIOLOGY**

GENDER	NUMBER OF STUDENTS	TOTAL
MALE	76	167
FEMALE	91	



There are one hundred and sixty-seven students enrolled in the PG Department of Social Work and Sociology, of which seventy-six are male and ninety-one are female. This demonstrates unequivocally how many female students there are.



  
**Dr. NAVEEN MOHAN**  
 PRINCIPAL  
 GEMS ARTS AND SCIENCE COLLEGE  
 KADUNGAPURAM (PO), RAMAPURAM  
 MALAPPURAM DT., KERALA-679 321





# GEMS ARTS AND SCIENCE COLLEGE

An ISO 9001 : 2015 Certified Institution

(A Unit of Global Education and Management Studies Co-operative Ltd., No. M. 782)

(Affiliated to University of Calicut and UGC Recognized under Section 2 (f) of UGC Act 1956)

Ramapuram, Kadungapuram P.O, Malappuram Dt., Kerala. Pin - 679 321, Ph : 04933-256123, 255700

[www.gemsasc.ac.in](http://www.gemsasc.ac.in), email: [gemsasc@gmail.com](mailto:gemsasc@gmail.com)

## CONCLUSION

In conclusion, the gender audit conducted by GEMS Arts and Science College over the last five years has provided invaluable insights into the nuanced dynamics of gender representation within the institution. The meticulous examination of students, teachers, non-teaching staff, and security and housekeeping personnel has illuminated both the achievements and challenges in fostering a Gender-Inclusive Environment.

The data, revealing a total student count of 8884 with 5160 male students and 3724 female students, serves as a foundation for targeted interventions and initiatives. Semester-wise and department-wise classifications enable a granular understanding of gender variations within the student body, facilitating a tailored approach to address specific needs in different academic contexts.

In the realm of teaching staff, the gender breakdown of 196 male and 239 female members prompts reflection on academic leadership and pedagogical roles. This awareness lays the groundwork for fostering diversity and equity within the faculty, ultimately contributing to a richer educational experience.

The Non-Teaching Staff, comprising 115 individuals with a gender distribution of 38 males and 77 females, plays a crucial role in the college's functioning. Recognizing the importance of gender dynamics within this group is pivotal for cultivating an inclusive and equitable work environment, ensuring that all staff members contribute to the college's success.



Dr. NAVEEN MOHAN  
PRINCIPAL  
GEMS ARTS AND SCIENCE COLLEGE  
KADUNGAPURAM (PO), RAMAPURAM  
MALAPPURAM DT., KERALA-679 321



# GEMS ARTS AND SCIENCE COLLEGE

An ISO 9001 : 2015 Certified Institution

(A Unit of Global Education and Management Studies Co-operative Ltd., No. M. 782)

(Affiliated to University of Calicut and UGC Recognized under Section 2 (f) of UGC Act 1956)

Ramapuram, Kadungapuram P.O, Malappuram Dt., Kerala. Pin - 679 321, Ph : 04933-256123, 255700


[www.gemsasc.ac.in](http://www.gemsasc.ac.in), email: [gemsasc@gmail.com](mailto:gemsasc@gmail.com)

---

Similarly, the audit of security and housekeeping staff, with 47 males and 77 females among the 124 individuals, underscores the need for gender sensitivity in roles beyond academia. This holistic approach recognizes that gender inclusivity extends to all facets of institutional support, promoting a balanced and respectful environment for everyone involved.

As GEMS Arts and Science College reflects on these findings, the commitment to transparency, accountability, and continuous improvement shines through. The college is poised to leverage these insights into actionable initiatives that will further enhance its commitment to diversity and equity. By acknowledging the multifaceted nature of gender dynamics and actively working towards creating an environment that values the unique contributions of all genders.



  
Dr. NAVEEN MOHAN  
PRINCIPAL  
GEMS ARTS AND SCIENCE COLLEGE  
KADUNGAPURAM (PO), RAMAPURAM  
MALAPPURAM DT., KERALA-679 321